0	1	2	3	4	5	6	7	8	9

CAN-Bus VARIO smart / COMPACT smart

maximum configuration with extension 4 feeding stations SynchroFeed IFS V02

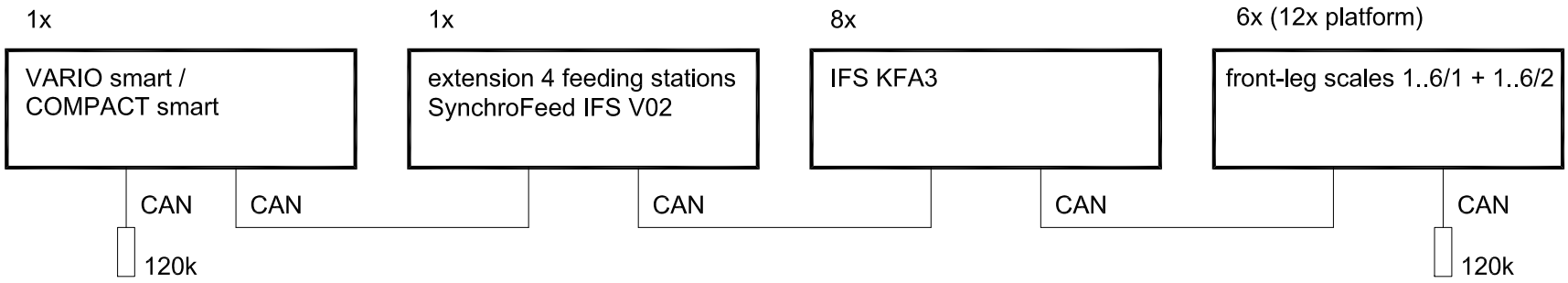

maximum configuration with extension 1 feeding station SynchroFeed IFS V01

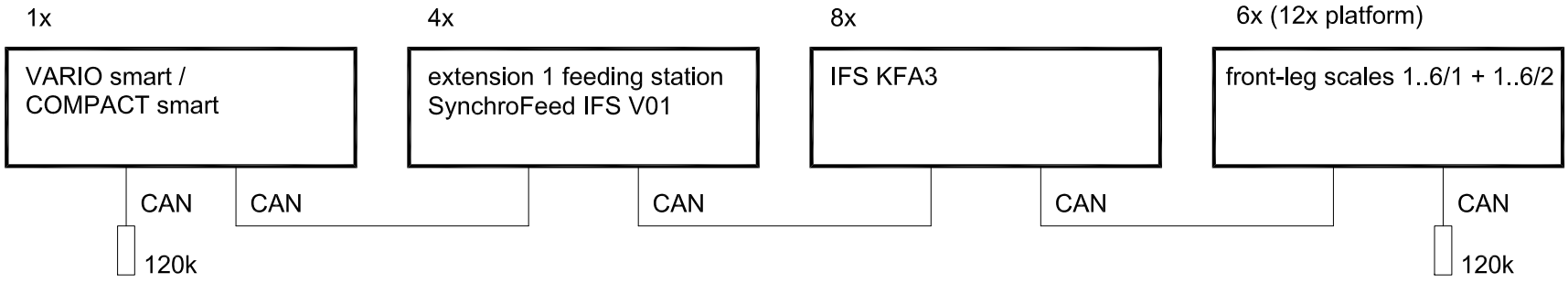

The sequence of the CAN-bus nodes is freely selectable (example).

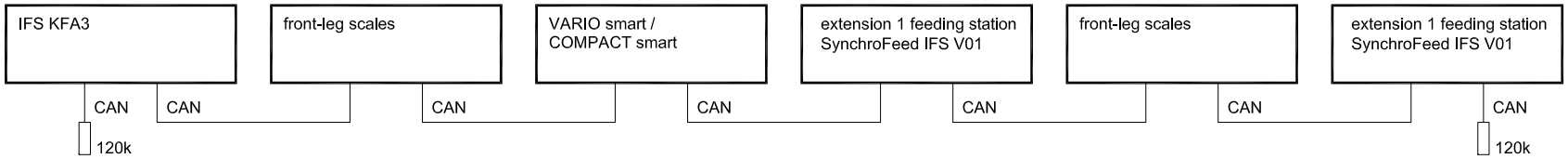

geändert:	CAN–Bus VARIO smart COMPACT smart	Zeichnungs–Nr.: PL30291	Versions–Nr.: 001	Blatt 1 / 7
		erstellt: 26.08.2015 jr	Ersatz für:	Artikel–Nr.
		bearbeitet: 27.08.2015 jr	gültig ab:	FÖRSTER TECHNIK
		freigegeben:	gültig bis:	

Delivery status of the automatic feeders

Machine internal CAN-bus terminated on both sides with terminators at the connector =ST1-X1: pin 1-2 resp. pin 3-4

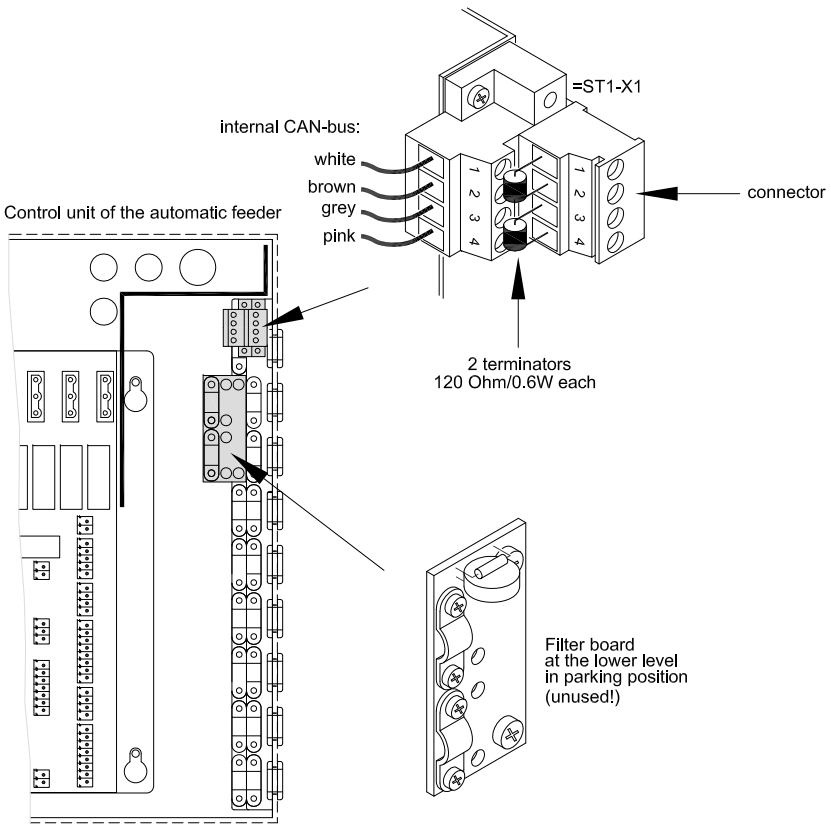

Automatic feeder without external nodes

with machine internal CAN-bus

(connector ST1-X1 <=> power board <=> hand-held terminal <=> connector ST1-X1)

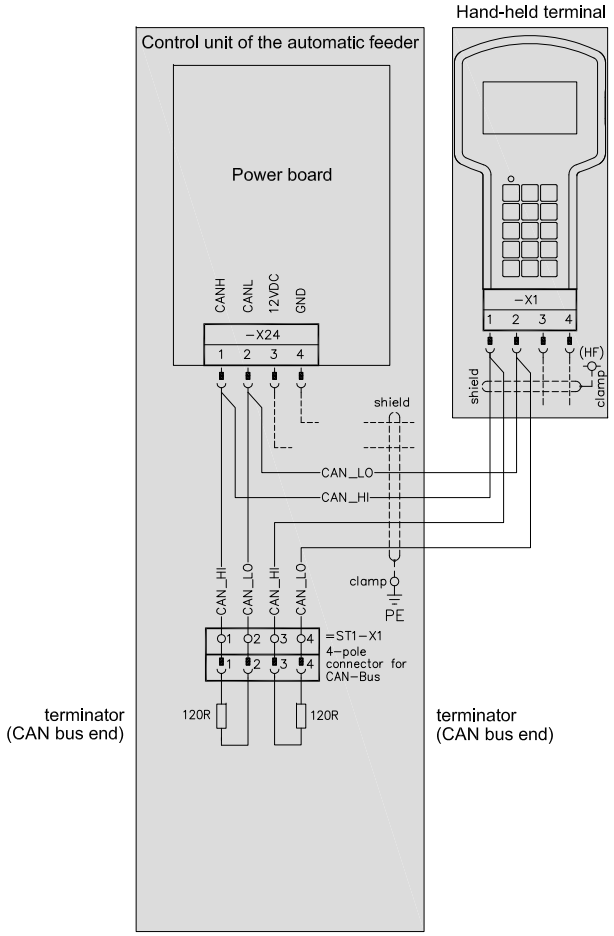

FÖRSTER TECHNIK CAN-Bus	Transfer rate: 100kbit/s Line length (max.): 400m ⚠ The connecting line to the hand-held terminal must be calculated twice!	CAN-Bus for Automatic Feeders

geändert:	CAN–Bus VARIO smart COMPACT smart	Zeichnungs–Nr.: PL30291	Versions–Nr.: 001	Blatt 2 / 7
		erstellt: 26.08.2015 jr	Ersatz für:	Artikel–Nr.
		bearbeitet: 27.08.2015 jr	gültig ab:	FÖRSTER TECHNIK
		freigegeben:	gültig bis:	

example

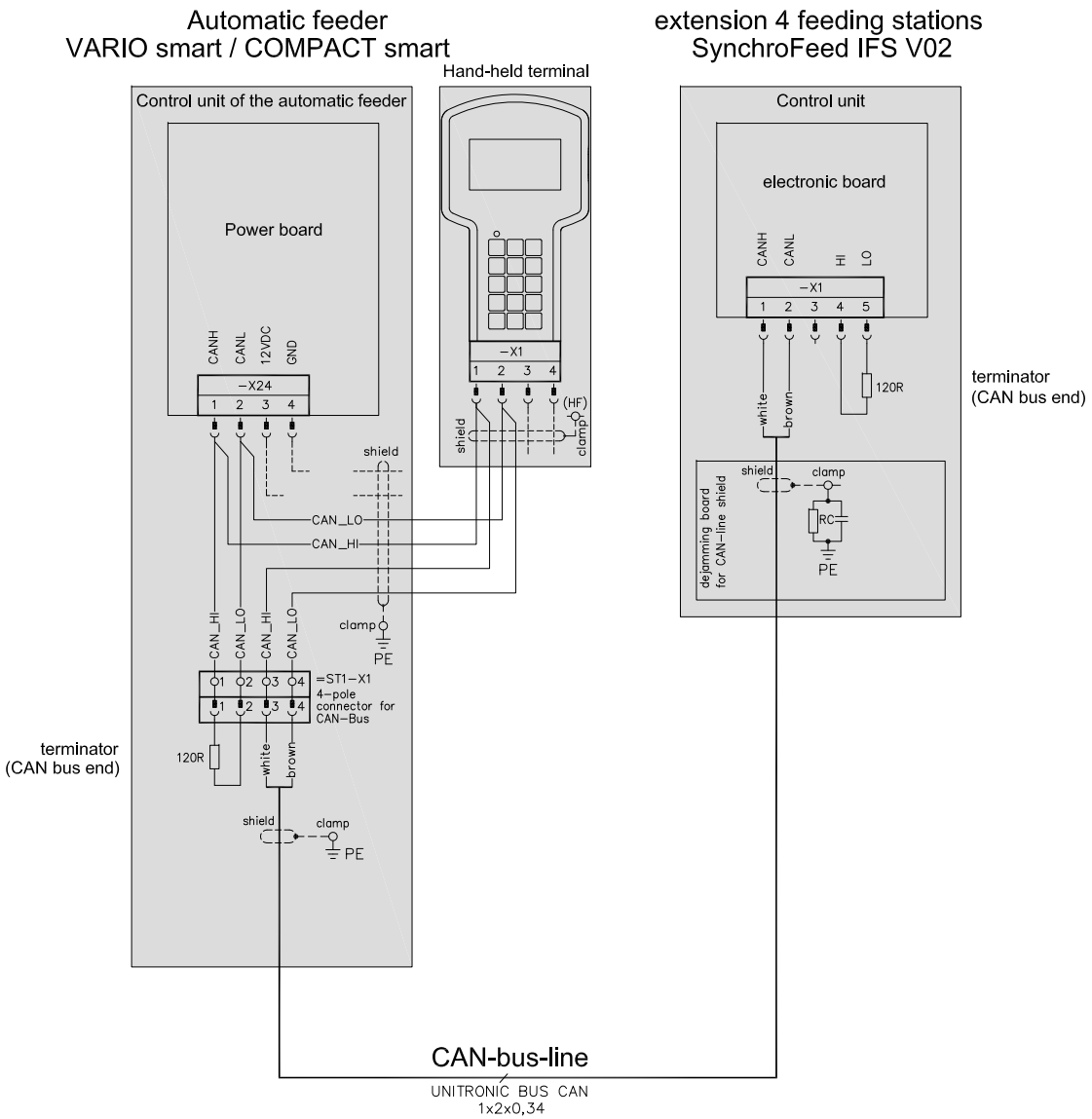

FÖRSTER TECHNIK CAN-Bus	Transfer rate: 100kbit/s Line length (max.): 400m ⚠ The connecting line to the hand-held terminal must be calculated twice!	CAN-Bus for Automatic Feeders

geändert:	CAN–Bus VARIO smart COMPACT smart	Zeichnungs–Nr.: PL30291	Versions–Nr.: 001	Blatt 3 / 7
		erstellt: 26.08.2015 jr	Ersatz für:	Artikel–Nr.
		bearbeitet: 27.08.2015 jr	gültig ab:	FÖRSTER TECHNIK
		freigegeben:	gültig bis:	

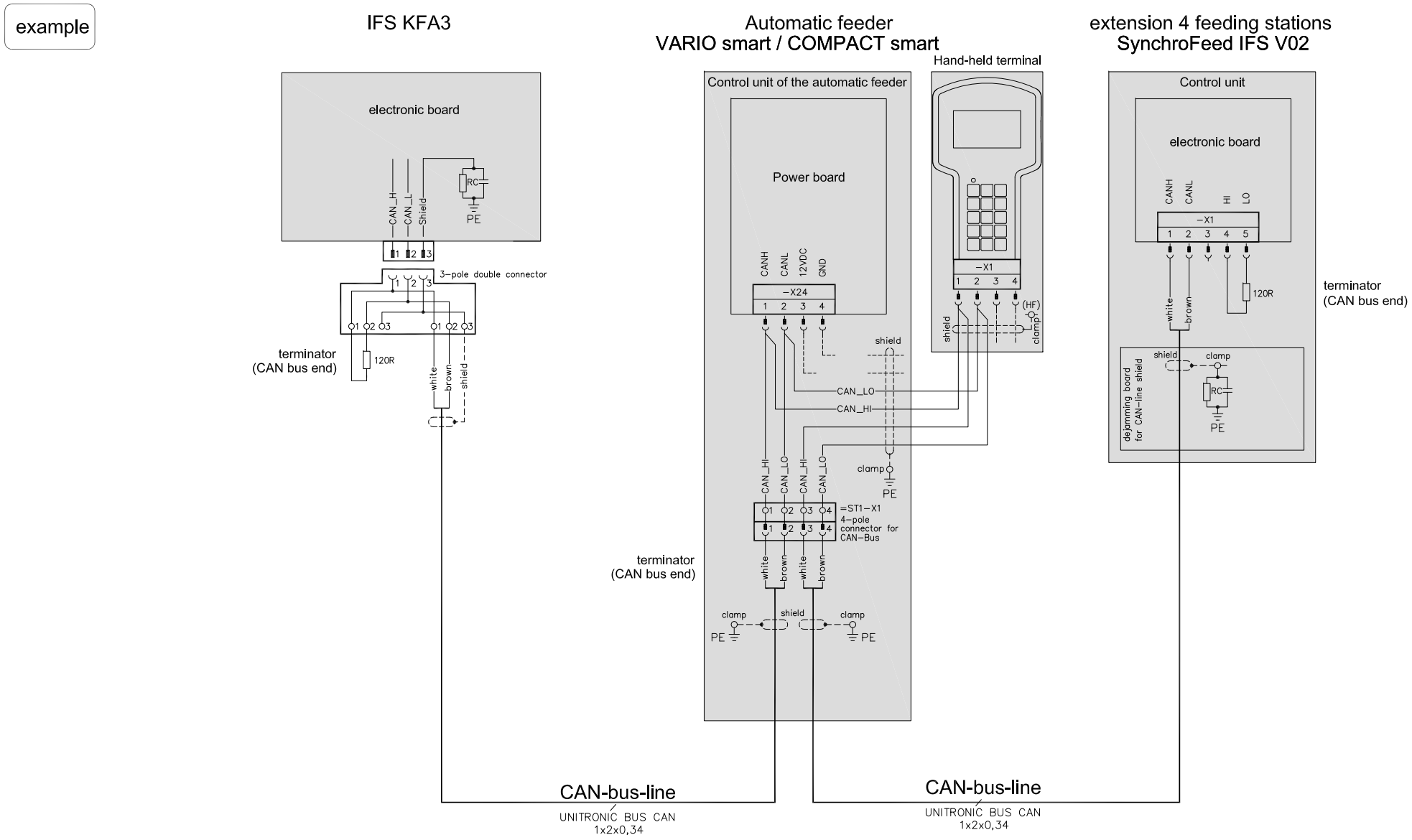

FÖRSTER TECHNIK CAN-Bus	Transfer rate: 100kbit/s Line length (max.): 400m ⚠ The connecting line to the hand-held terminal must be calculated twice!	CAN-Bus for Automatic Feeders

geändert:	CAN–Bus VARIO smart COMPACT smart	Zeichnungs–Nr.: PL30291	Versions–Nr.: 001	Blatt 4 / 7
		erstellt: 26.08.2015 jr	Ersatz für:	Artikel–Nr.
		bearbeitet: 27.08.2015 jr	gültig ab:	FÖRSTER TECHNIK
		freigegeben:	gültig bis:	

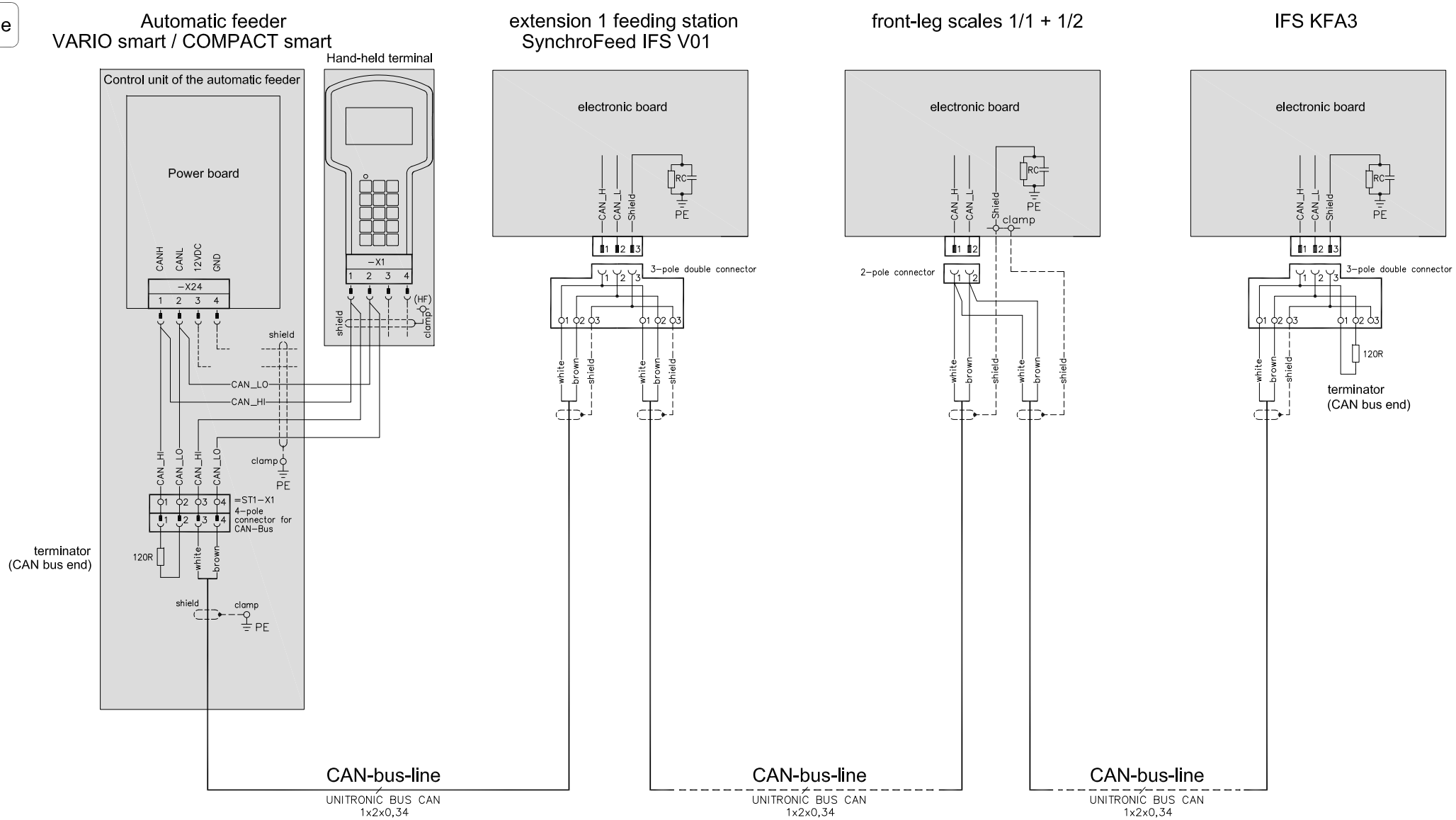

FÖRSTER TECHNIK CAN-Bus	Transfer rate: 100kbit/s Line length (max.): 400m ⚠ The connecting line to the hand-held terminal must be calculated twice!	CAN-Bus for Automatic Feeders

geändert:	CAN-Bus VARIO smart COMPACT smart	Zeichnungs-Nr.: PL30291	Versions-Nr.: 001	Blatt 5 / 7
		erstellt: 26.08.2015 jr	Ersatz für:	Artikel-Nr.
		bearbeitet: 27.08.2015 jr	gültig ab:	FÖRSTER TECHNIK
		freigegeben:	gültig bis:	

example

Automatic feeder at the end of the bus, with at least one external node

Automatic feeder

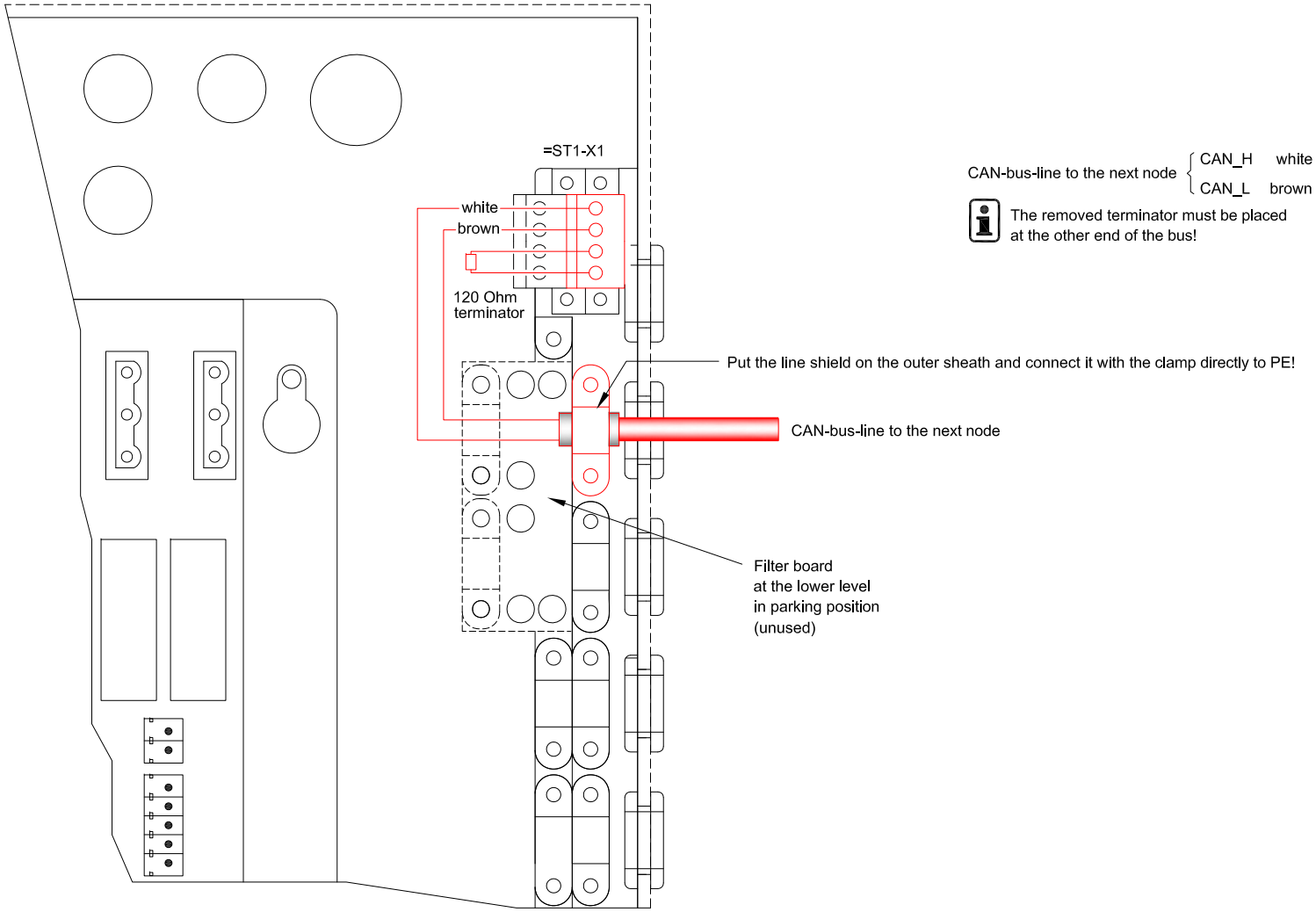

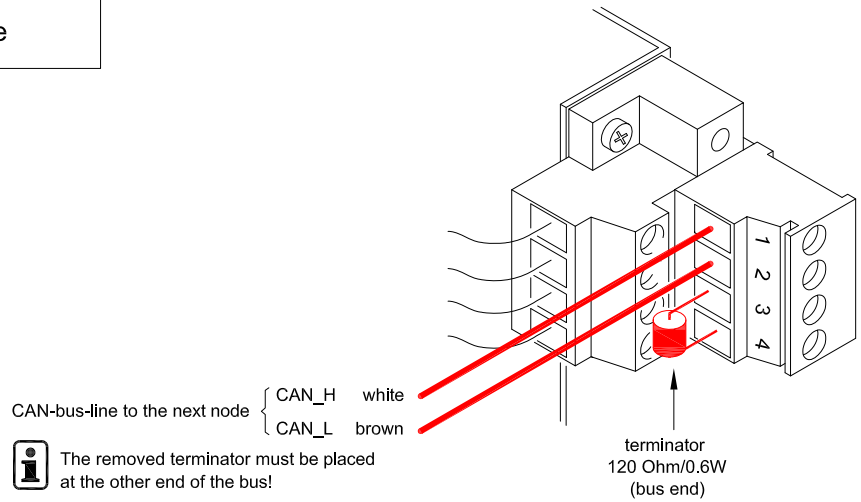

geändert:	CAN–Bus VARIO smart COMPACT smart	Zeichnungs–Nr.: PL30291	Versions–Nr.: 001	Blatt 6 / 7
		erstellt: 26.08.2015 jr	Ersatz für:	Artikel–Nr.
		bearbeitet: 27.08.2015 jr	gültig ab:	FÖRSTER TECHNIK
		freigegeben:	gültig bis:	

example

Automatic feeder not at the end of the bus, with at least two external nodes

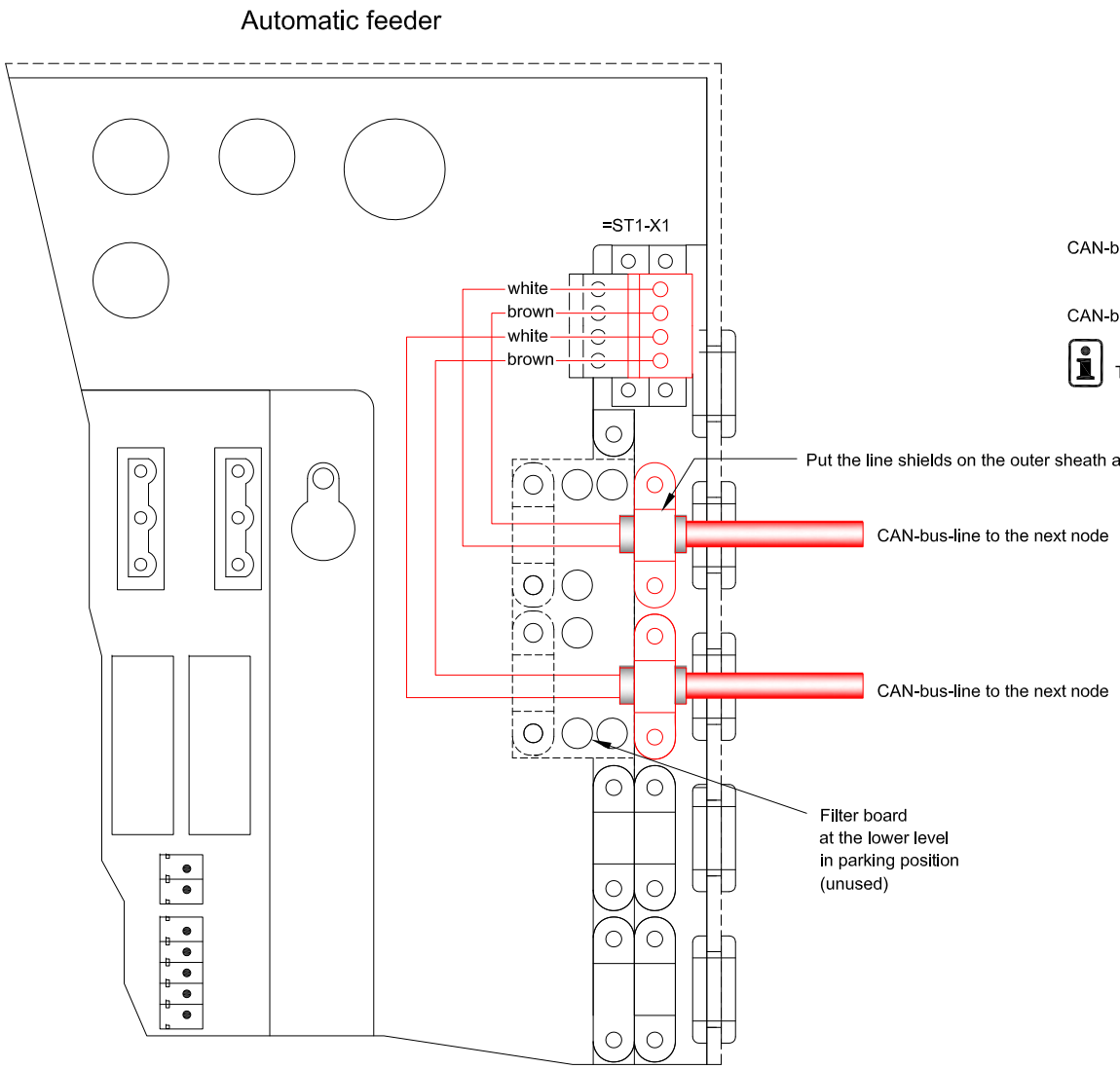

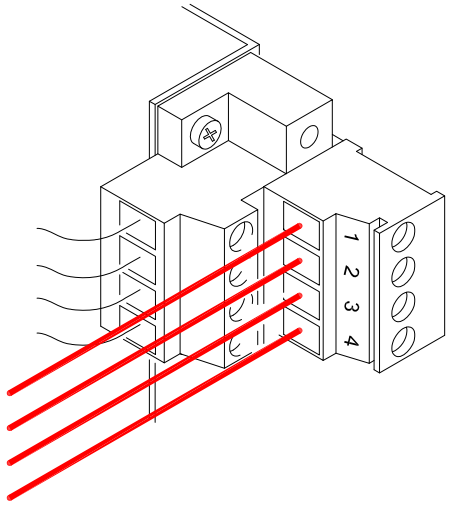

CAN-bus-line to the next node { CAN_H white / CAN_L brown

CAN-bus-line to the next node { CAN_H white / CAN_L brown

The 120 Ohm terminator must always be placed at the end of the bus!

geändert:	CAN–Bus VARIO smart COMPACT smart	Zeichnungs–Nr.: PL30291	Versions–Nr.: 001	Blatt 7 / 7
		erstellt: 26.08.2015 jr	Ersatz für:	Artikel–Nr.
		bearbeitet: 27.08.2015 jr	gültig ab:	FÖRSTER TECHNIK
		freigegeben:	gültig bis:	