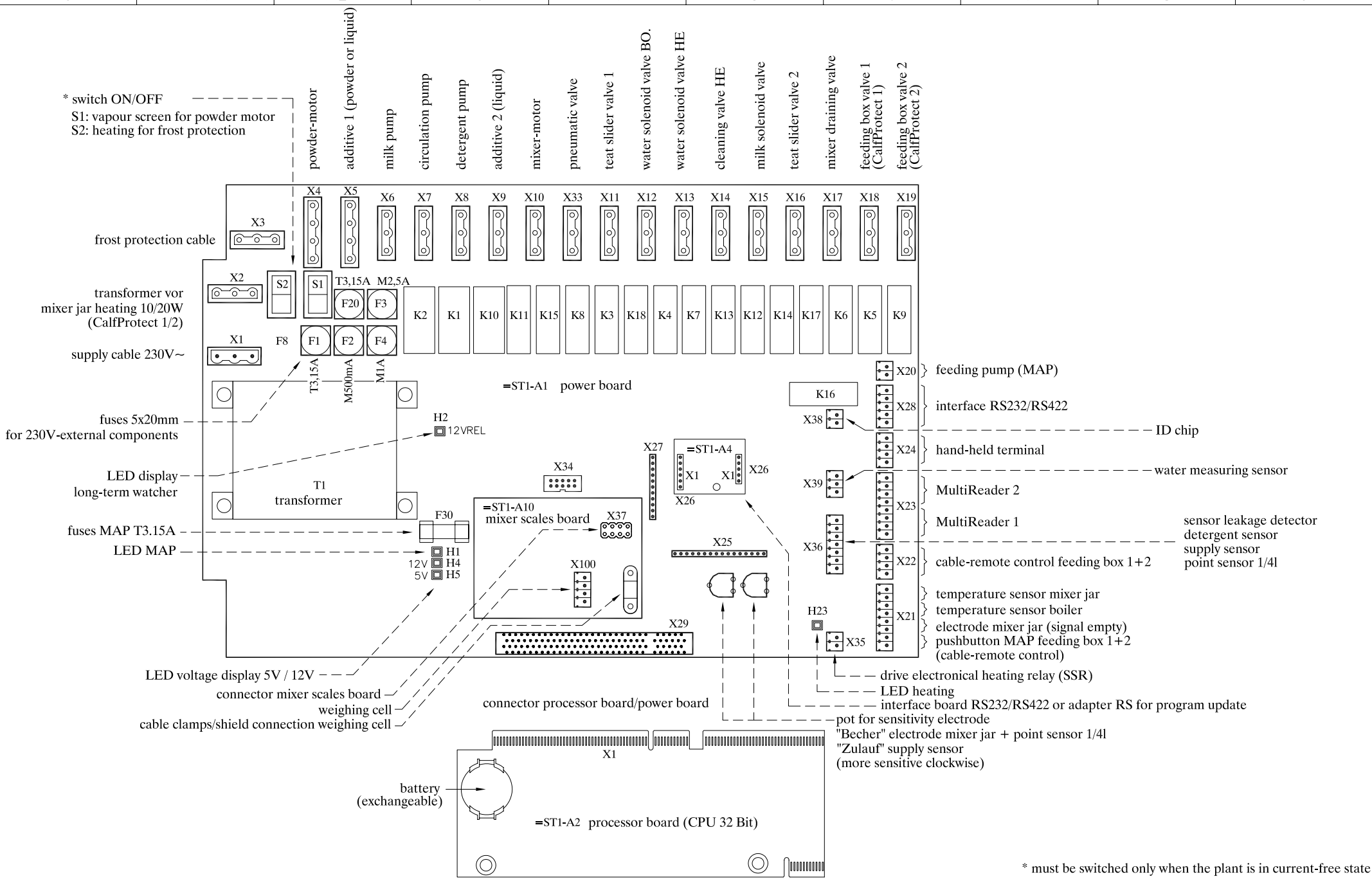


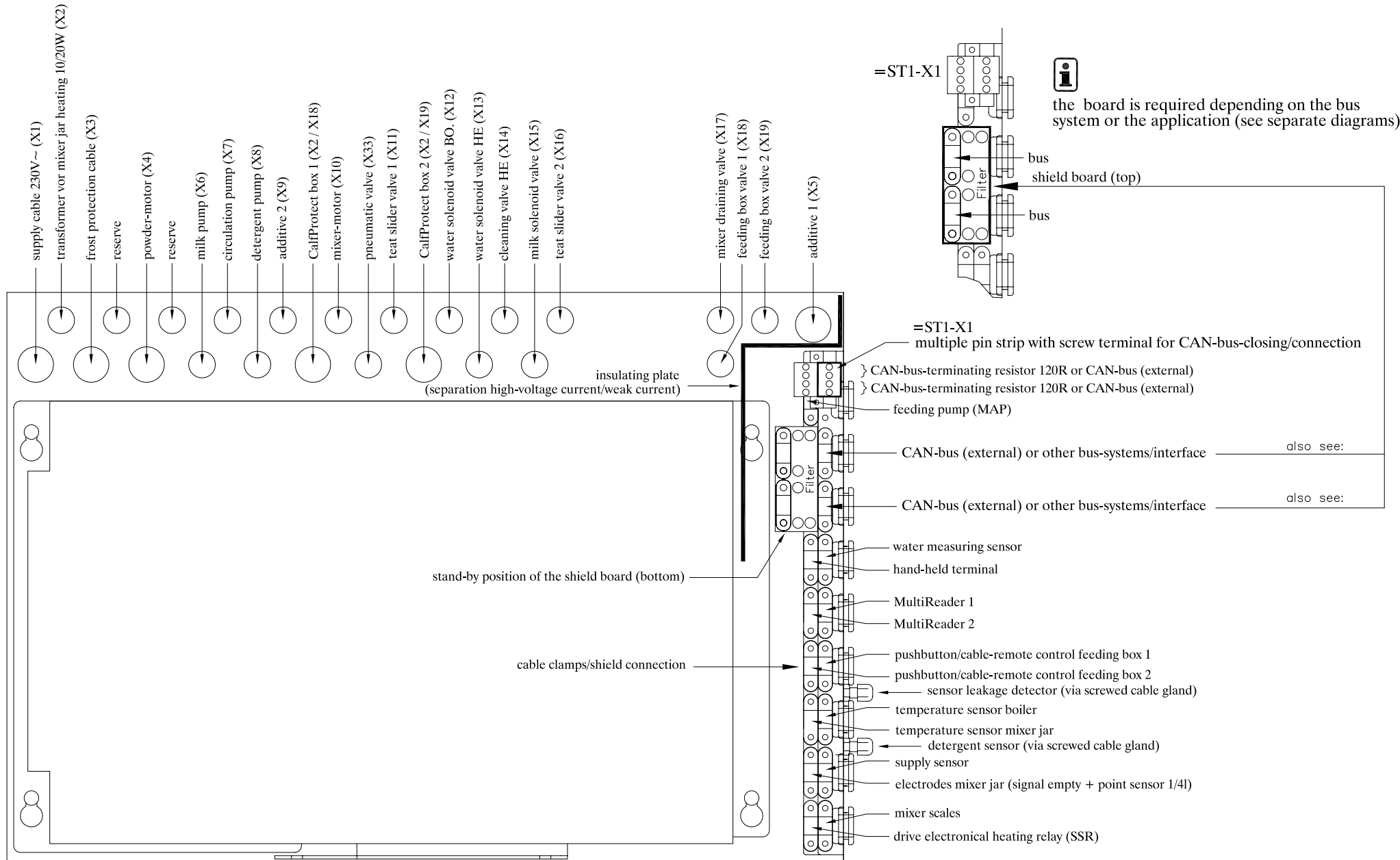
geändert:	

TAK5-VH2-32/50-F3  
MultiReader

Zeichnungs-Nr.:	PL30116
erstellt:	11.02.2011 jr
bearbeitet:	11.02.2011 jr
freigegeben:	

Versions-Nr.:	001
Ersatz für:	
gültig ab:	
gültig bis:	





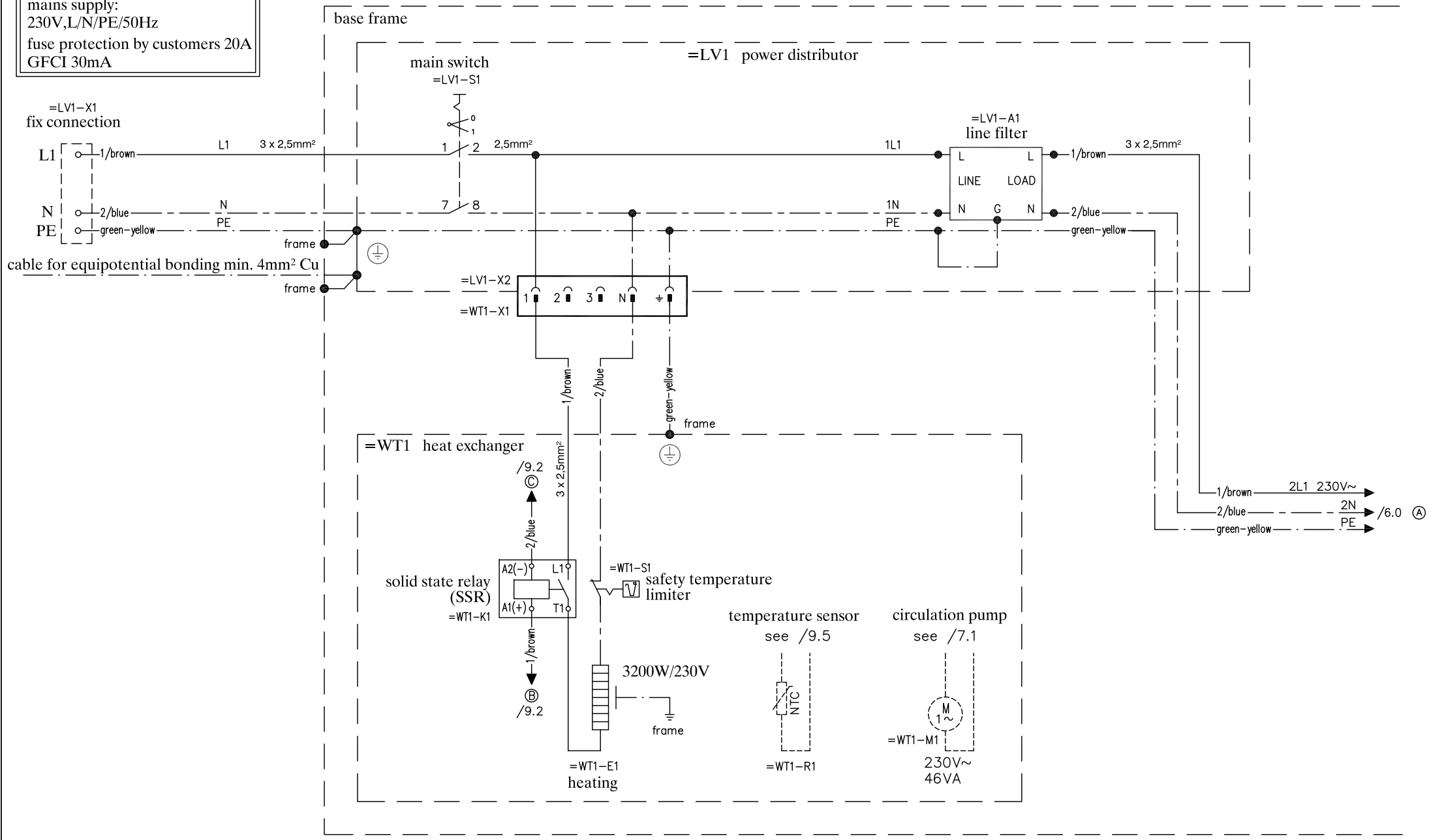
geändert:	

TAK5-VH2-32/50-F3  
MultiReader

Zeichnungs-Nr.:	PL30116
erstellt:	11.02.2011 jr
bearbeitet:	11.02.2011 jr
freigegeben:	

Versions-Nr.:	001
Ersatz für:	
gültig ab:	
gültig bis:	

mains supply:  
230V,L/N/PE/50Hz  
fuse protection by customers 20A  
GFCI 30mA



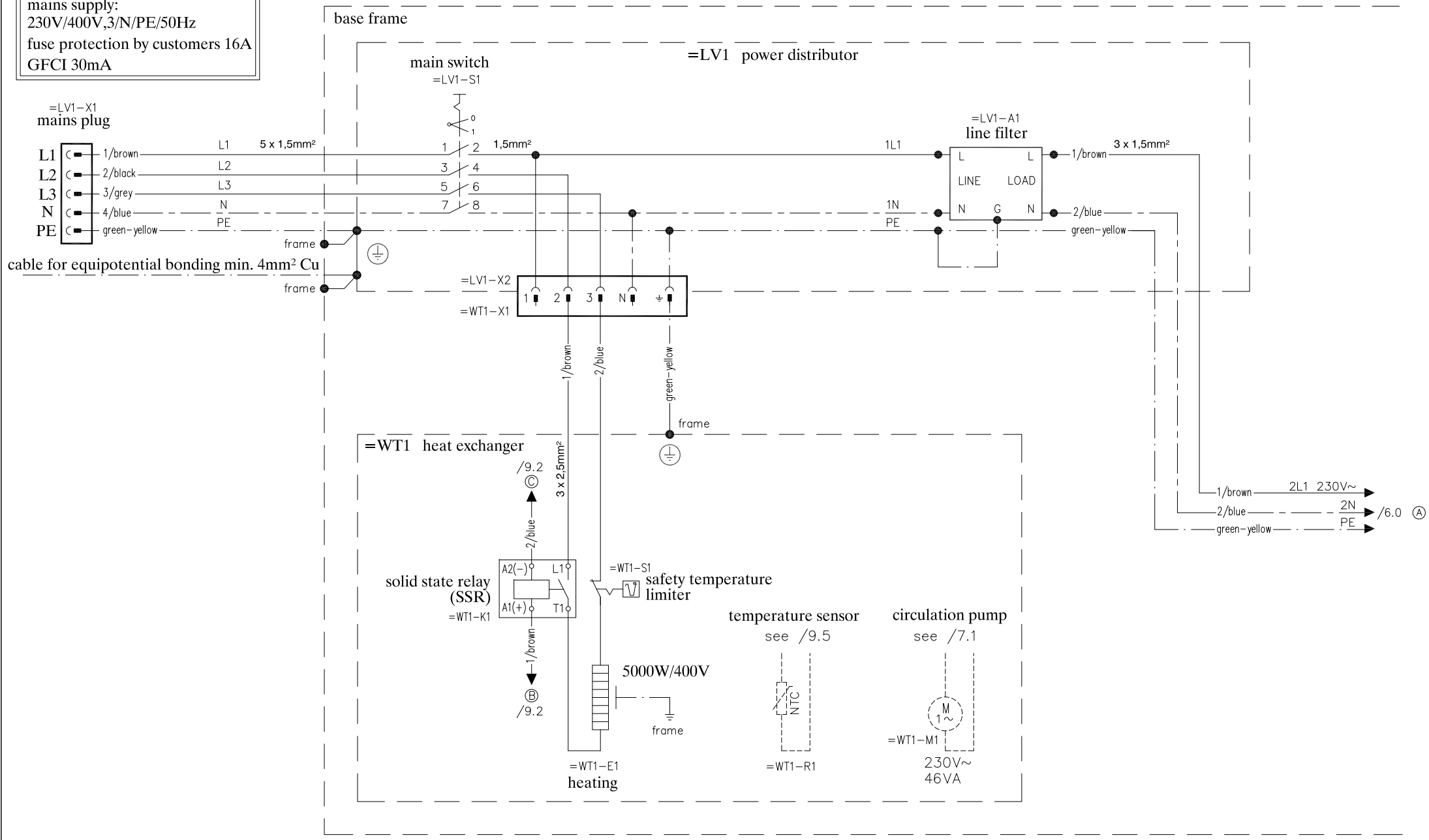
geändert:	
Symbol Schutzleiteranschluss	16.06.11 jr

TAK5-VH2-32/50-F3  
MultiReader

Zeichnungs-Nr.:	PL30116
erstellt:	11.02.2011 jr
bearbeitet:	11.02.2011 jr
freigegeben:	

Versions-Nr.:	001
Ersatz für:	
gültig ab:	
gültig bis:	

mains supply:  
230V/400V,3/N/PE/50Hz  
fuse protection by customers 16A  
GFCI 30mA



geändert:	
Symbol Schutzleiteranschluss	16.06.11 jr

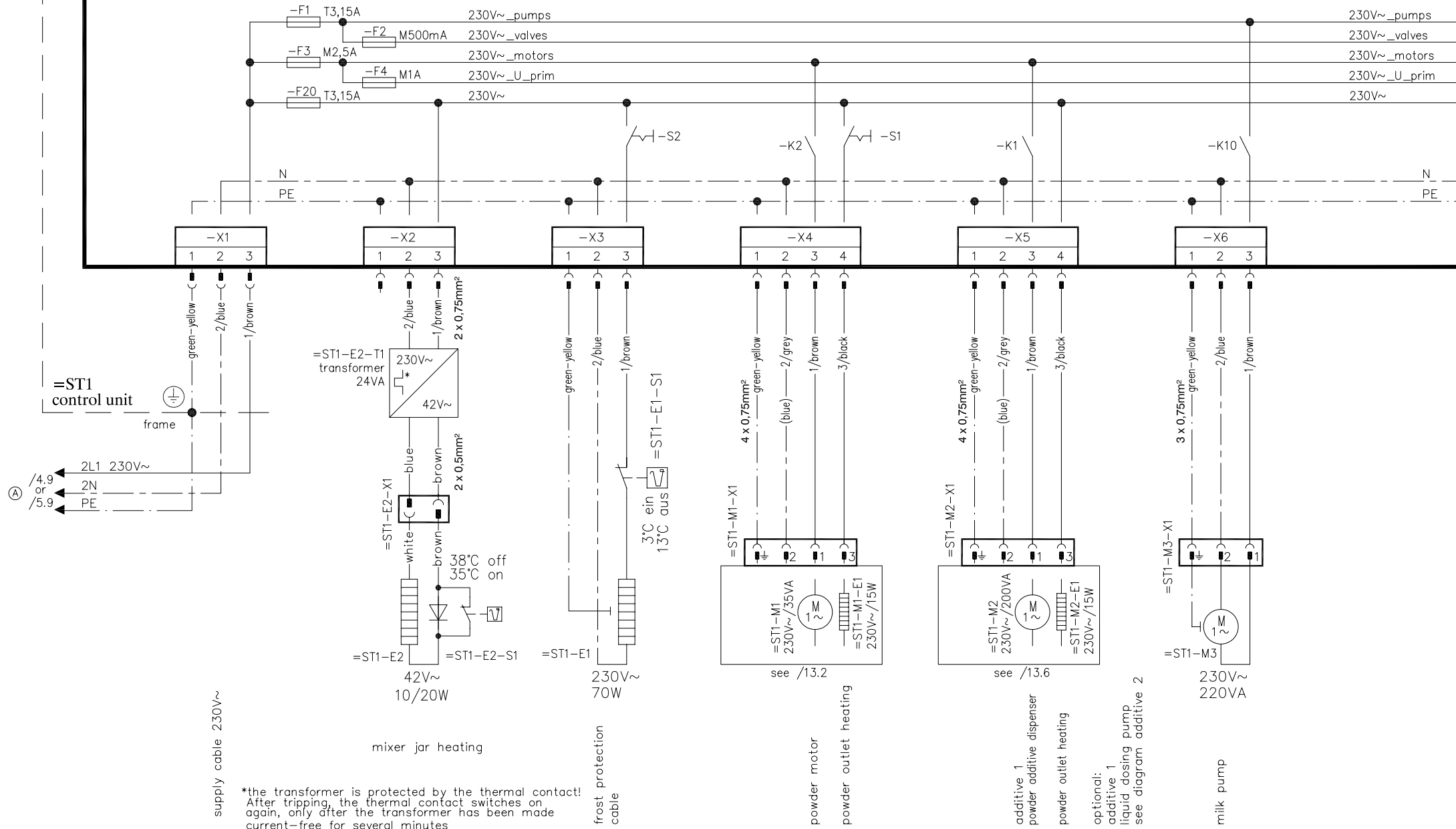
TAK5-VH2-32/50-F3  
MultiReader

Zeichnungs-Nr.:	PL30116
erstellt:	11.02.2011 jr
bearbeitet:	11.02.2011 jr
freigegeben:	

Versions-Nr.:	001
Ersatz für:	
gültig ab:	
gültig bis:	

=ST1-A1 power board

=ST1-A1 power board



ST1 control unit  
 2L1 230V~  
 2N  
 PE

supply cable 230V~

\*the transformer is protected by the thermal contact!  
 After tripping, the thermal contact switches on again, only after the transformer has been made current-free for several minutes (switch the machine off and then on).

mixer jar heating

frost protection cable

powder motor  
 powder outlet heating

additive 1  
 powder additive dispenser  
 powder outlet heating

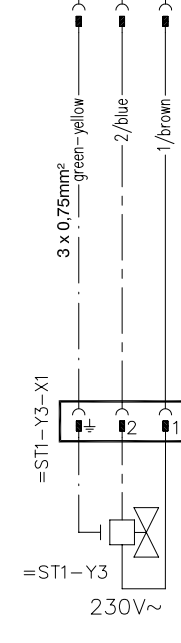
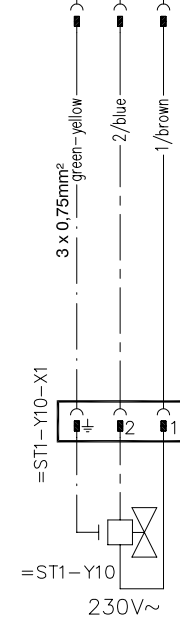
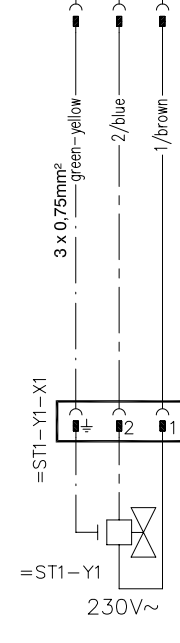
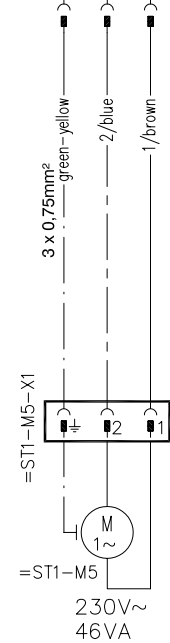
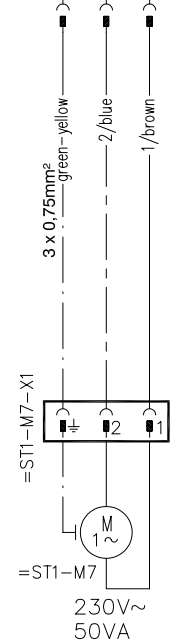
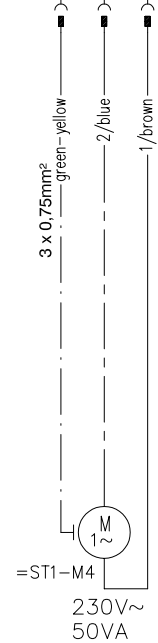
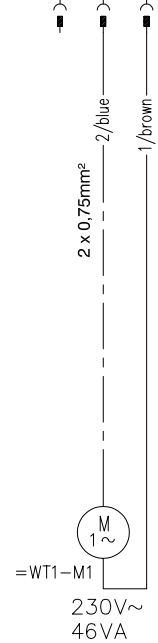
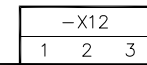
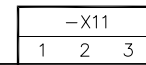
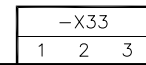
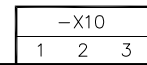
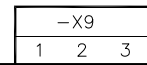
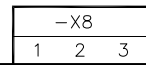
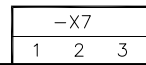
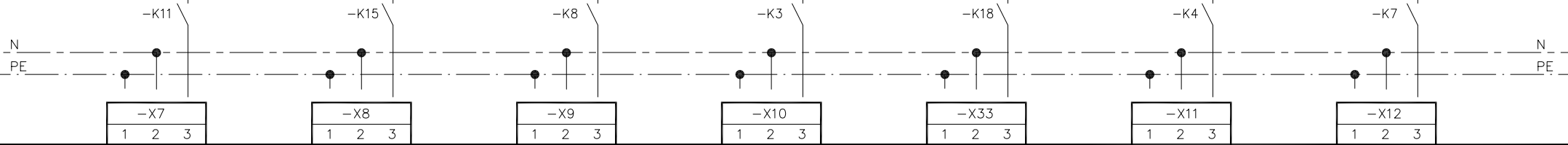
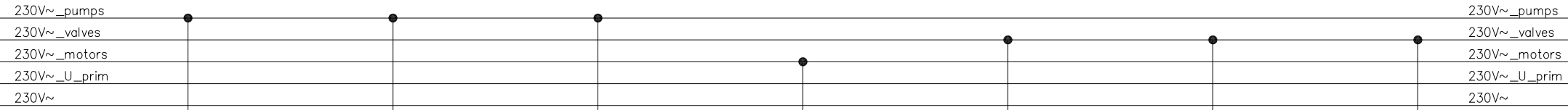
optional:  
 additive 1  
 liquid dosing pump  
 see diagram additive 2

milk pump

geändert:	TAK5-VH2-32/50-F3 MultiReader	Zeichnungs-Nr.: PL30116	Versions-Nr.: 001	Blatt 6 / 13
		erstellt: 11.02.2011 jr	Ersatz für:	Artikel-Nr.
		bearbeitet: 11.02.2011 jr	gültig ab:	
		freigegeben:	gültig bis:	

=ST1-A1 power board

=ST1-A1 power board



circulation pump

detergent pump

additive 2 liquid dosing pump

mixer-motor

pneumatic valve

test slider valve 1

water solenoid valve BO

geändert:	

TAK5-VH2-32/50-F3  
MultiReader

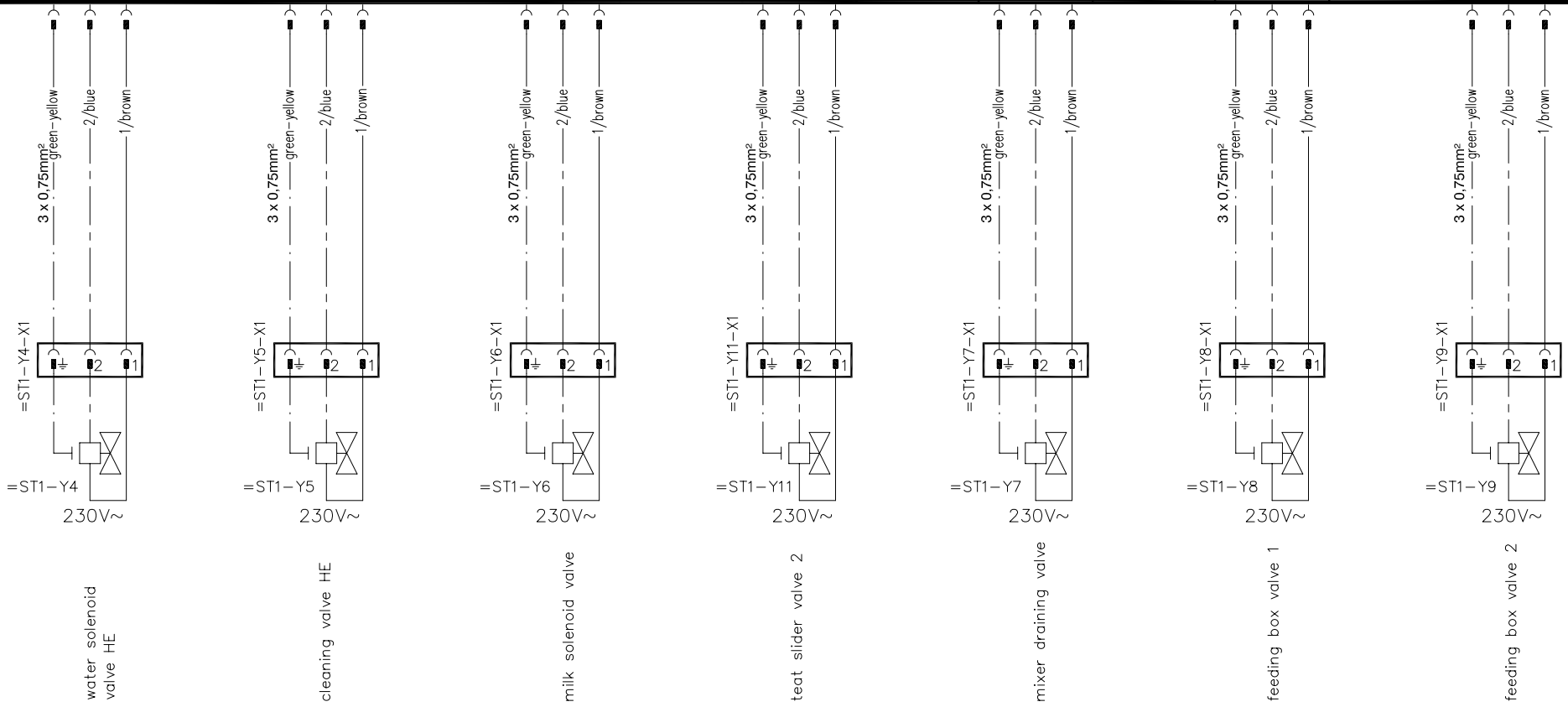
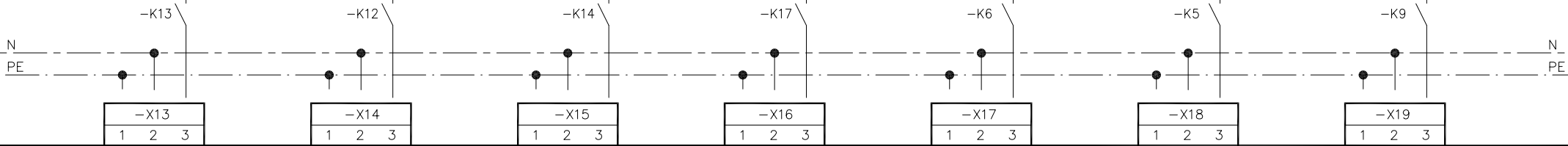
Zeichnungs-Nr.:	PL30116
erstellt:	11.02.2011 jr
bearbeitet:	11.02.2011 jr
freigegeben:	

Versions-Nr.:	001
Ersatz für:	
gültig ab:	
gültig bis:	

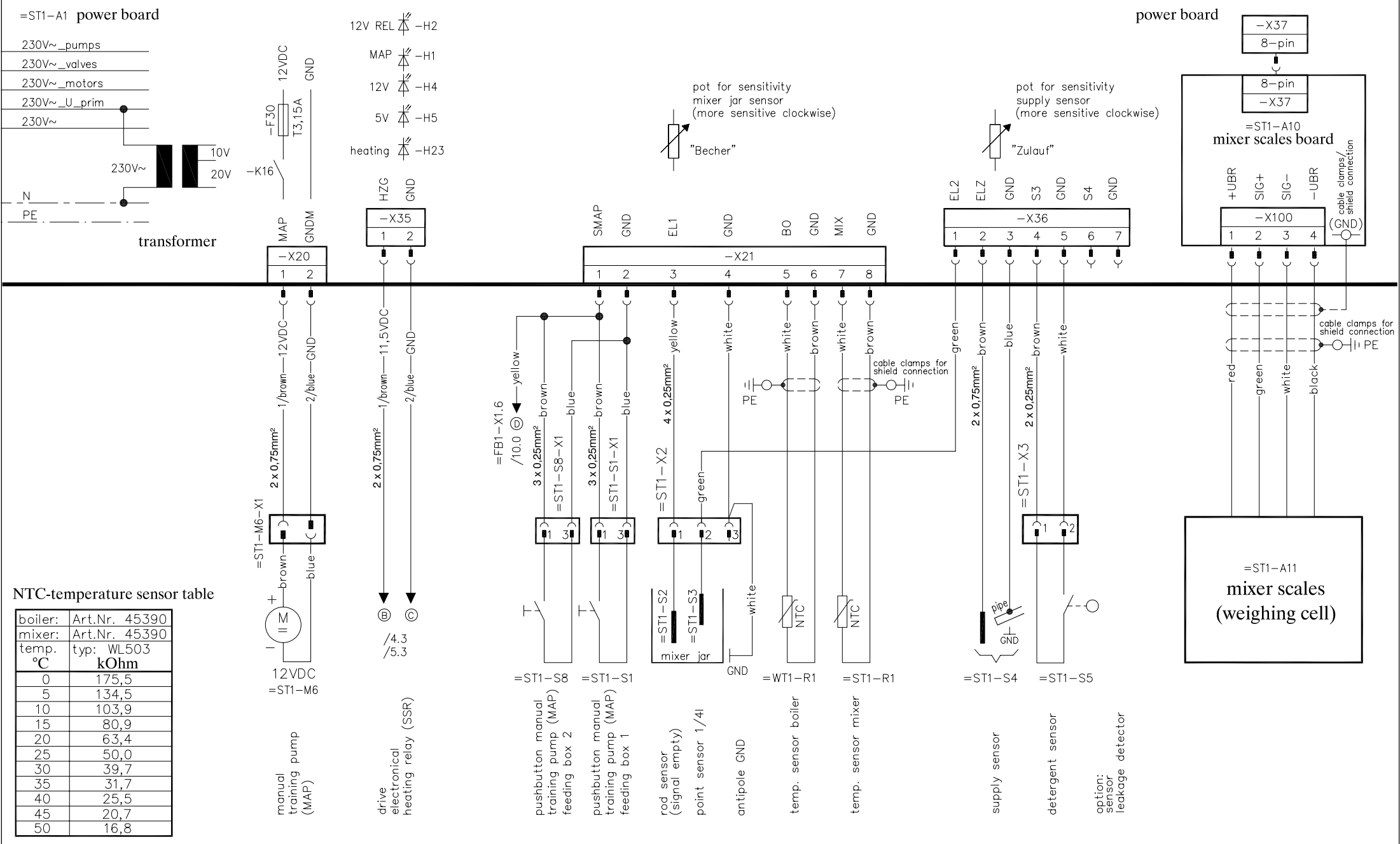
=ST1-A1 power board

=ST1-A1 power board

230V~_pumps	230V~_pumps
230V~_valves	230V~_valves
230V~_motors	230V~_motors
230V~_U_prim	230V~_U_prim
230V~	230V~





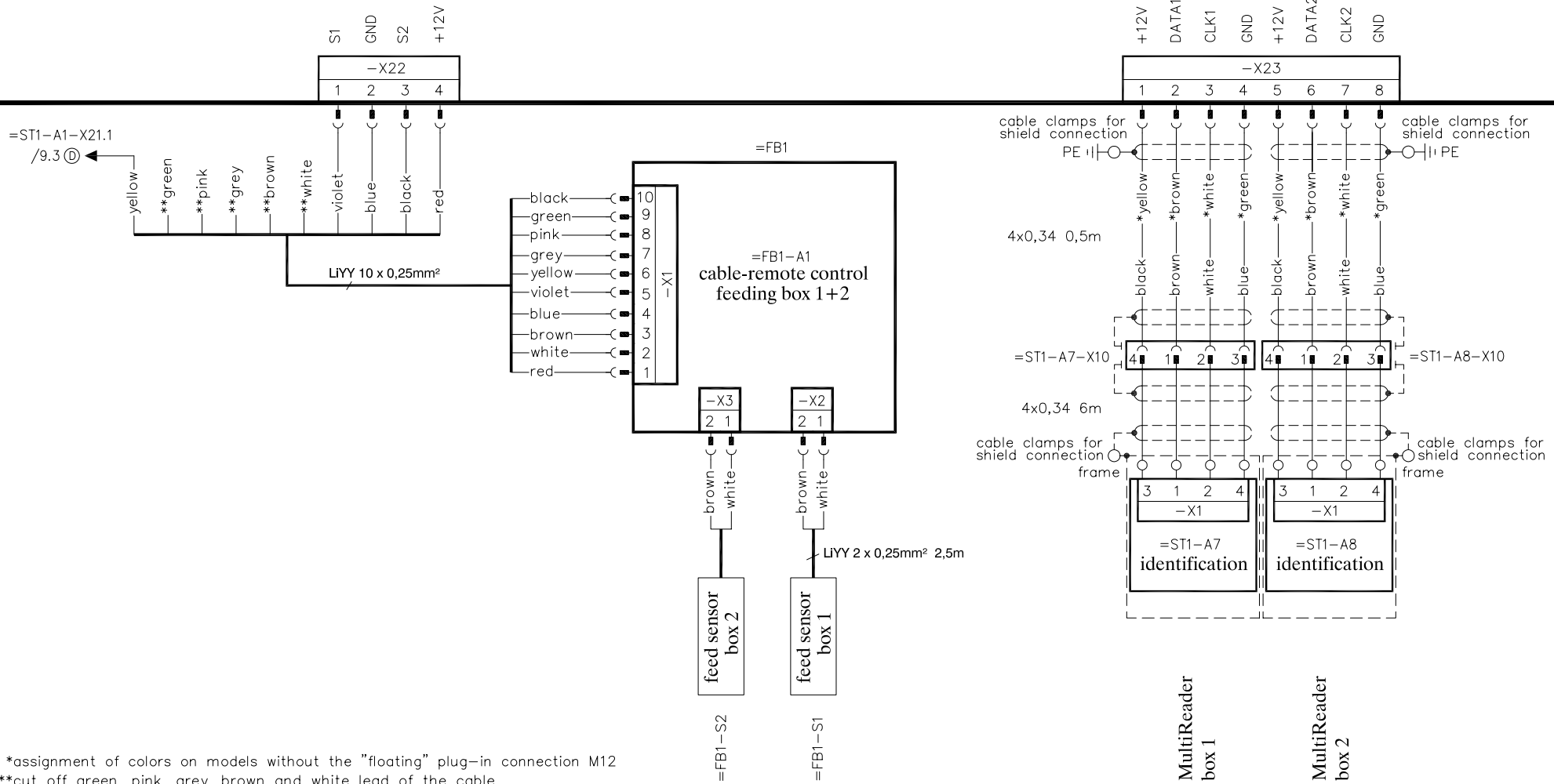


NTC-temperature sensor table

boiler:	Art.Nr. 45390
mixer:	Art.Nr. 45390
temp. temp. °C	typ: WL503
	kOhm
0	175,5
5	134,5
10	103,9
15	80,9
20	63,4
25	50,0
30	39,7
35	31,7
40	25,5
45	20,7
50	16,8

=ST1-A1 power board

=ST1-A1 power board



\*assignment of colors on models without the "floating" plug-in connection M12

\*\*cut off green, pink, grey, brown and white lead of the cable

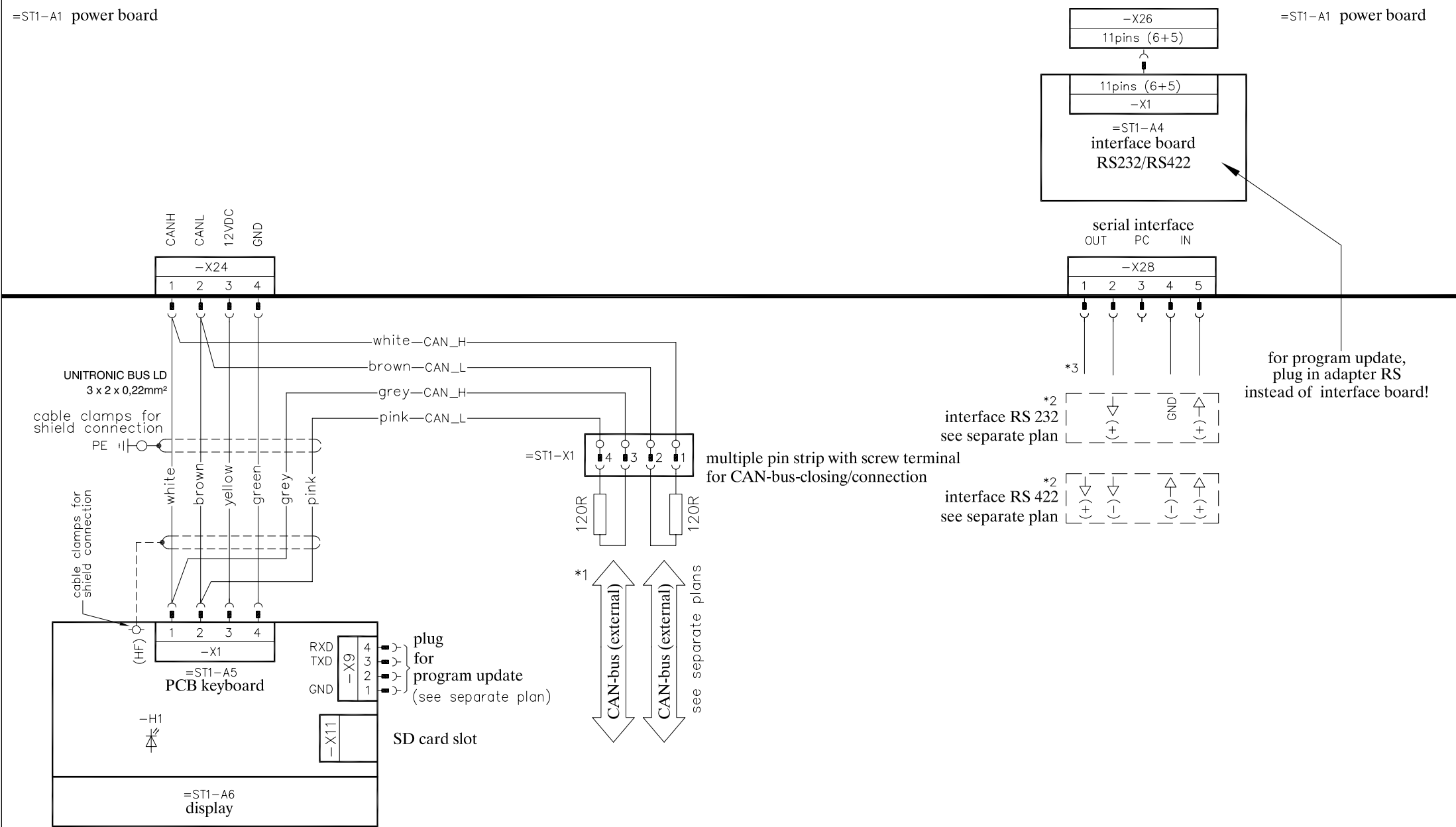
geändert:	

TAK5-VH2-32/50-F3  
MultiReader

Zeichnungs-Nr.: PL30116  
erstellt: 11.02.2011 jr  
bearbeitet: 11.02.2011 jr  
freigegeben:

Versions-Nr.: 001  
Ersatz für:  
gültig ab:  
gültig bis:

Blatt 10 / 13  
Artikel-Nr.  
**FÖRSTER  
TECHNIK**

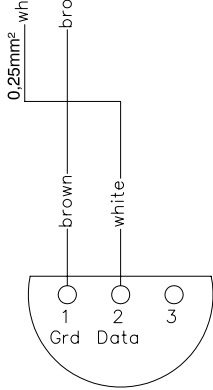
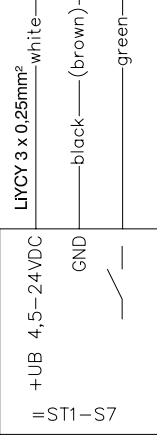
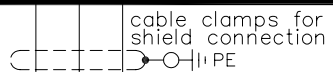
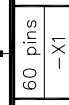
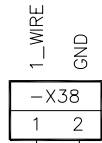
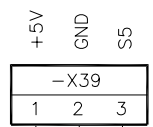


\*1 in case a CAN-bus-line is connected to =ST1-X1 the corresponding terminating resistor 120R has to be installed at the end of the bus!  
 \*2 interface model depending on the inserted interface board (RS232 or RS422)  
 \*3 solely with RS422

=ST1-A1 power board

=ST1-A1 power board

=ST1-A2 processor board



water measuring sensor



Only the manufacturer is allowed to carry out modifications!

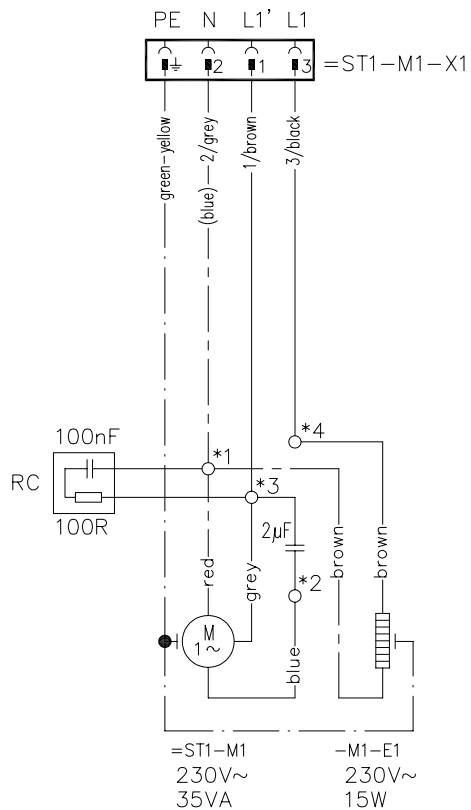
geändert:	

TAK5-VH2-32/50-F3  
MultiReader

Zeichnungs-Nr.:	PL30116
erstellt:	11.02.2011 jr
bearbeitet:	11.02.2011 jr
freigegeben:	

Versions-Nr.:	001
Ersatz für:	
gültig ab:	
gültig bis:	

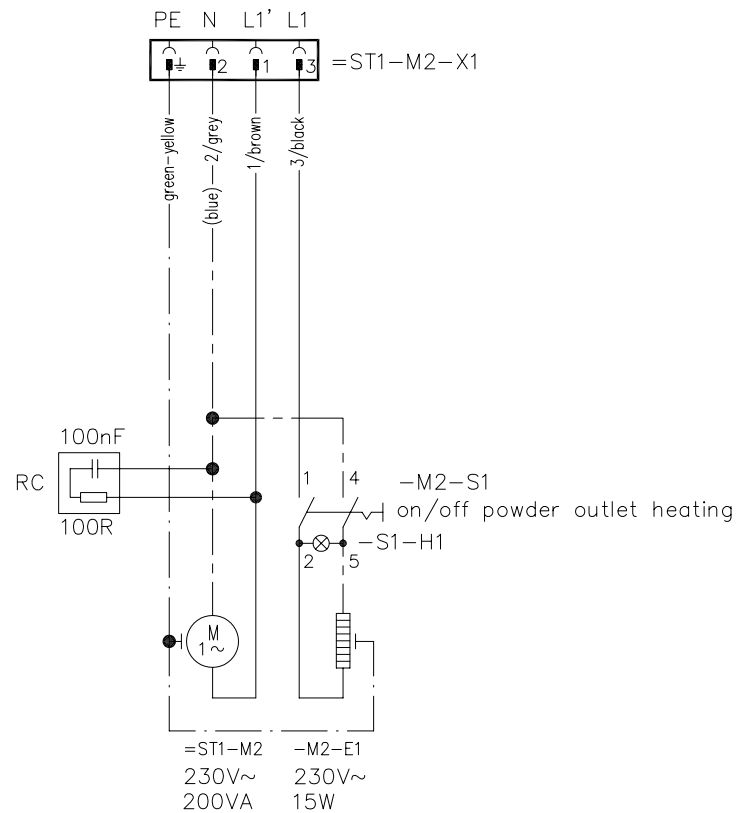
**powder motor**  
see /6.5



powder motor  
motor capacitor  
powder outlet heating

- \*1 connector blue 4 pins
- \*2 connector light grey 2 pins
- \*3 connector grey 4 pins
- \*4 connector grey 2 pins

**additive 1**  
**powder additive dispenser**  
see /6.7



motor of powder additive dispenser  
powder outlet heating

geändert:	

TAK5-VH2-32/50-F3  
MultiReader

Zeichnungs-Nr.:	PL30116
erstellt:	11.02.2011 jr
bearbeitet:	11.02.2011 jr
freigegeben:	

Versions-Nr.:	001
Ersatz für:	
gültig ab:	
gültig bis:	