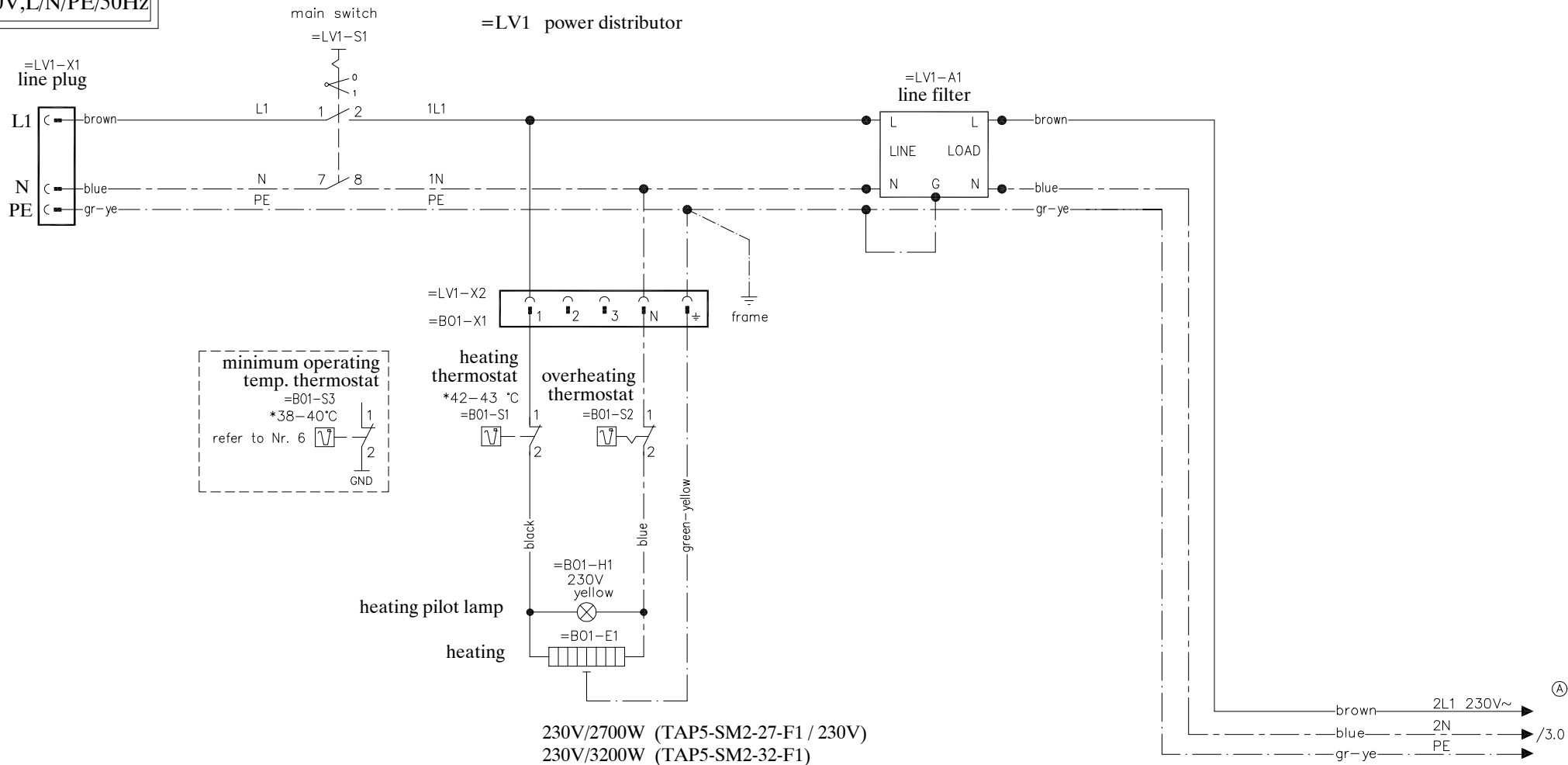


mains connection
230V,L/N/PE/50Hz

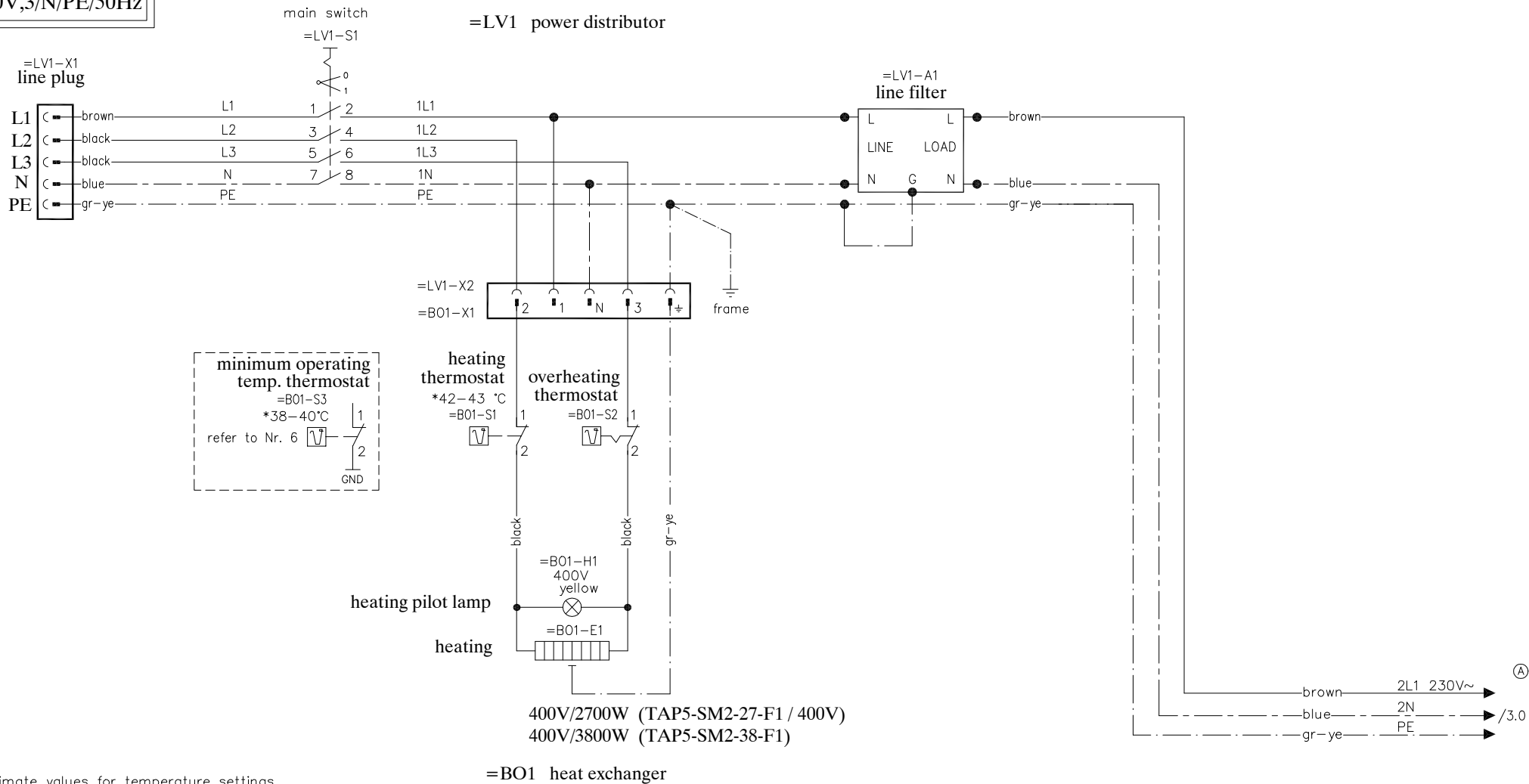


* approximate values for temperature settings

=BO1 heat exchanger

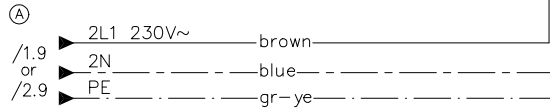
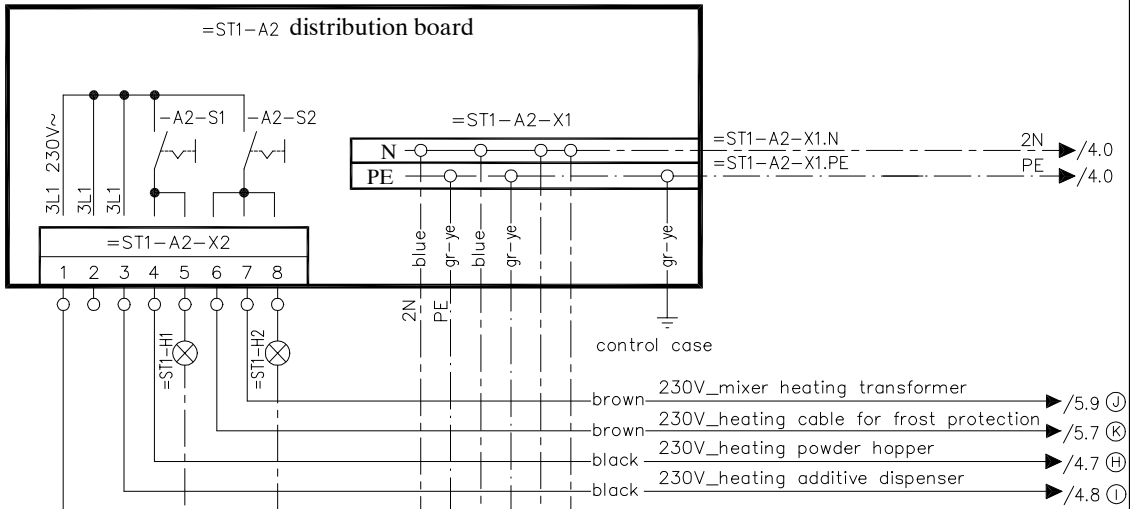
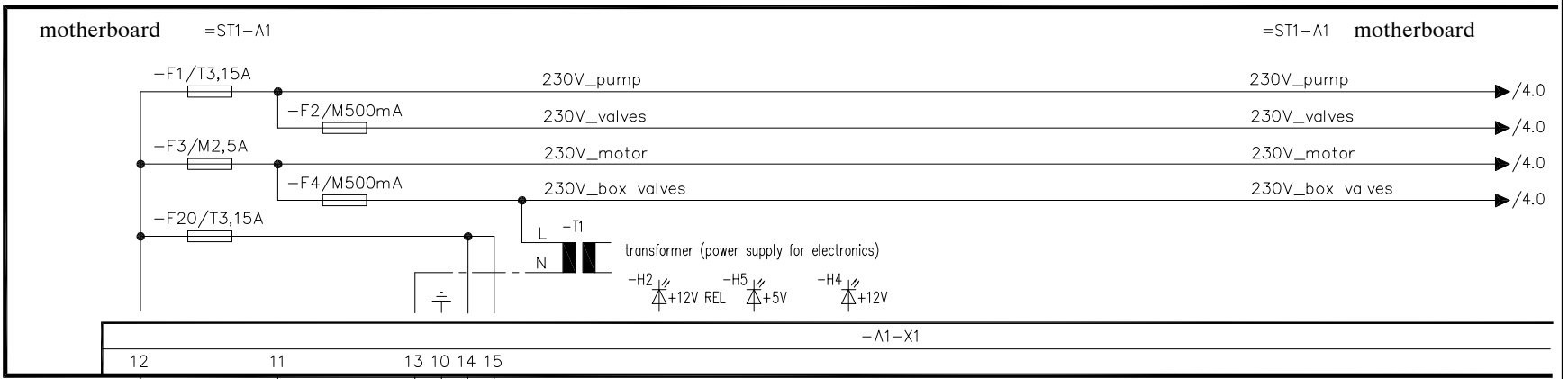
				TAP5-SM2-**-F1 with relay interface	Förster Technik GmbH	Zeichnungs-Nr. PL10081	Blatt 1
					gezeichnet	Datum 30.08.2001 Name jr	Gültig ab: 30.08.2001 Gültig bis:
Änderung	Ind.	Datum	Name				von 10 Blätter

mains connection
400V,3/N/PE/50Hz

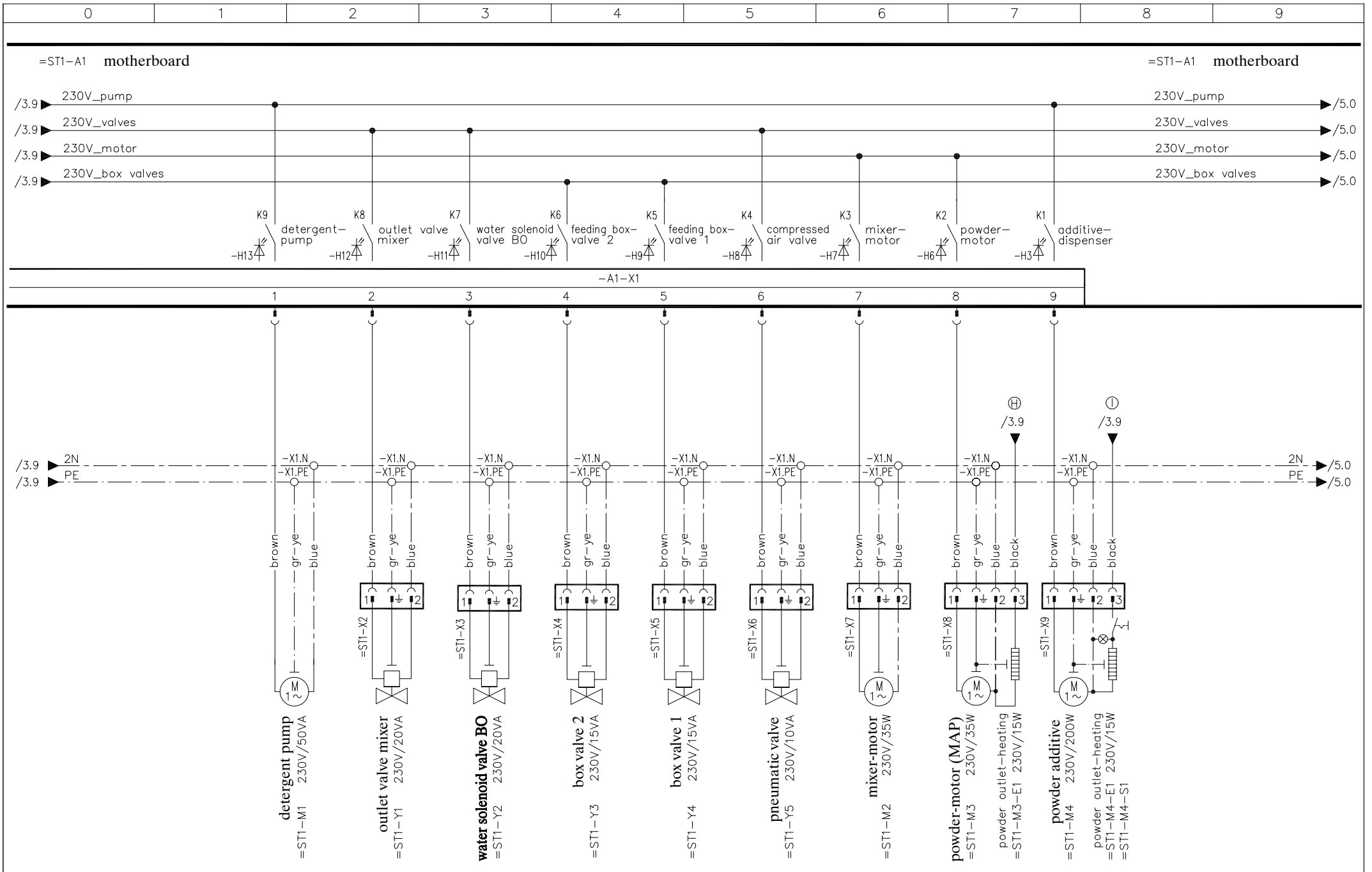


* approximate values for temperature settings

TAP5-SM2-**-F1 with relay interface				Förster Technik GmbH		Zeichnungs-Nr. PL10081		Blatt 2	
				gezeichnet		Datum 30.08.2001		Versions-Nr. a.1	
Änderung				Name jr		Gültig bis:		von 10 Blätter	
Ind.	Datum	Name							




				TAP5-SM2-**-F1 with relay interface		Förster Technik GmbH		Zeichnungs-Nr. PL10081		Blatt 3	
						gezeichnet		Versions-Nr. a.1		von 10 Blätter	
Änderung				Ind. Datum Name		Datum 30.08.2001 Name jr		Gültig ab: 30.08.2001 Gültig bis:			

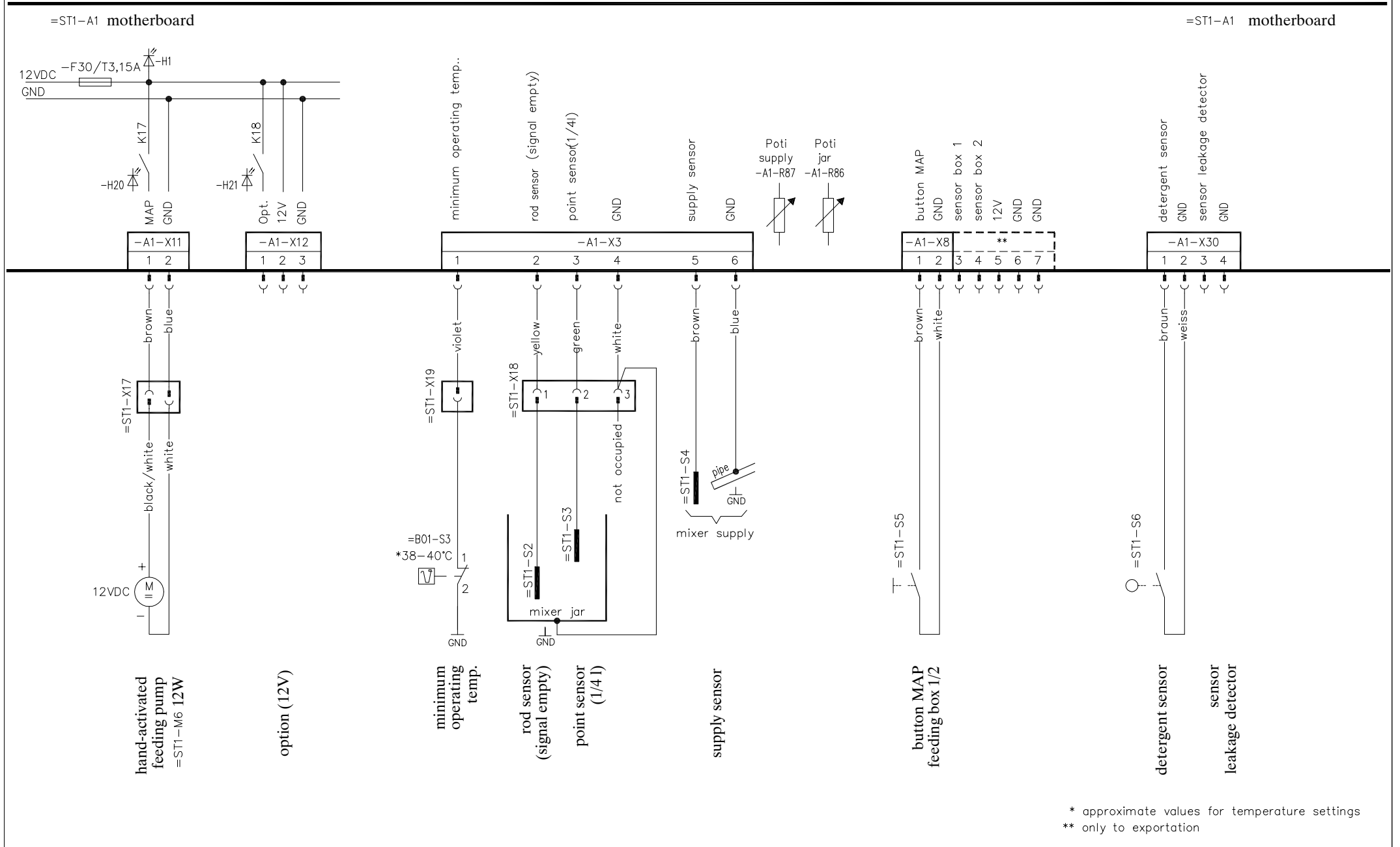


				TAP5-SM2-**-F1 with relay interface		Förster Technik GmbH		Zeichnungs-Nr. PL10081		Blatt 4	
						gezeichnet		Datum 30.08.2001		Gültig ab: 30.08.2001	
						Name jr		Gültig bis:		von 10 Blätter	

=ST1-A1 **motherboard**



				TAP5-SM2-**-F1 with relay interface	Förster Technik GmbH	Zeichnungs-Nr. PL10081	Blatt 5
						Versions-Nr. a.1	
Änderung	Ind.	Datum	Name		gezeichnet Datum 30.08.2001 Name jr	Gültig ab: 30.08.2001 Gültig bis:	von 10 Blätter

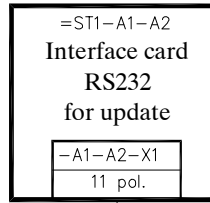


* approximate values for temperature settings
 ** only to exportation

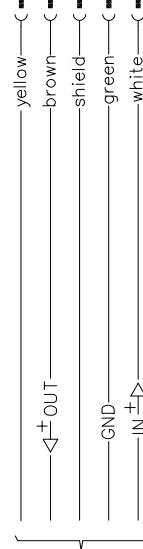
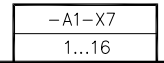
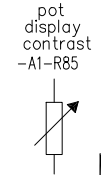
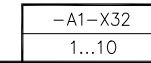
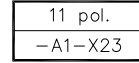
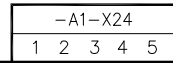
				TAP5-SM2-**-F1 with relay interface		Förster Technik GmbH		Zeichnungs-Nr. PL10081		Blatt 6	
						gezeichnet		Datum 30.08.2001		Versions-Nr. a.1	
Änderung				Ind.		Datum		Name		Gültig ab: 30.08.2001	
						Name jr		Gültig bis:			

=ST1-A1 motherboard

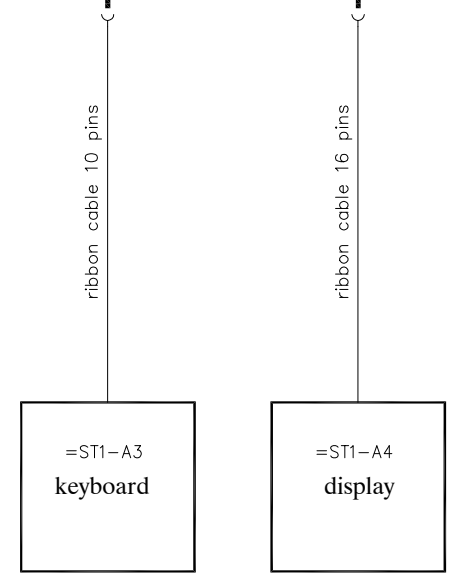
=ST1-A1 motherboard



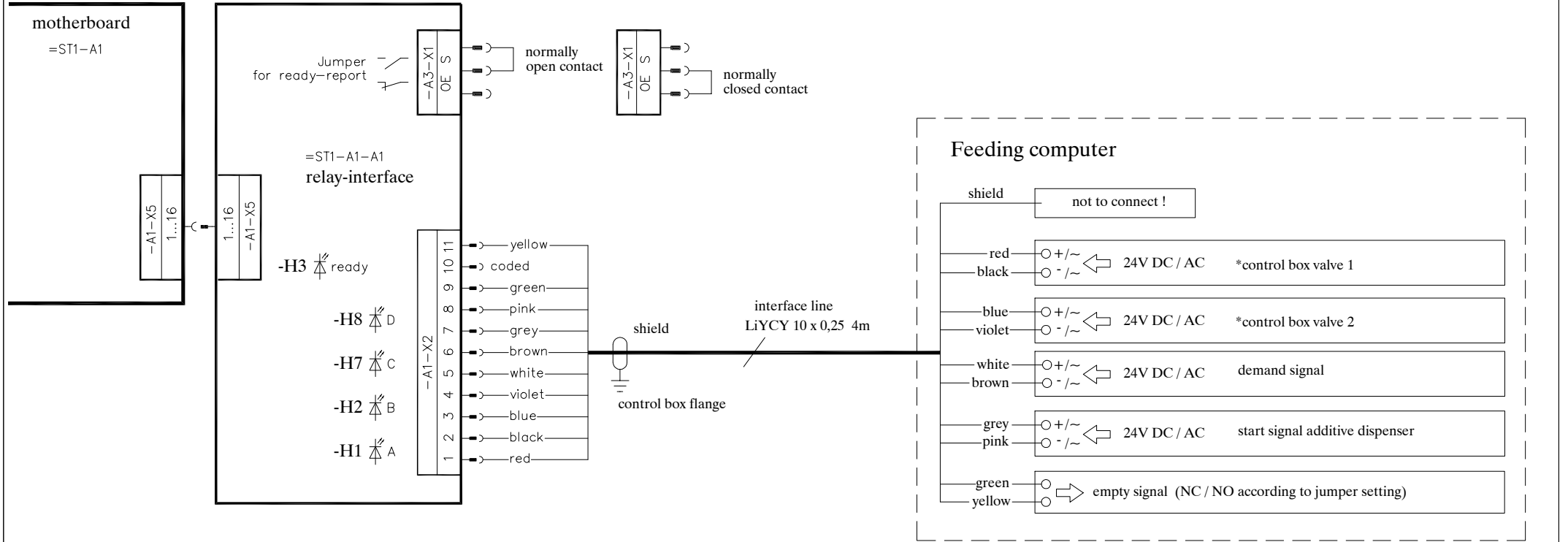
Interface RS232
for update



update cable
(see sep. diagram)

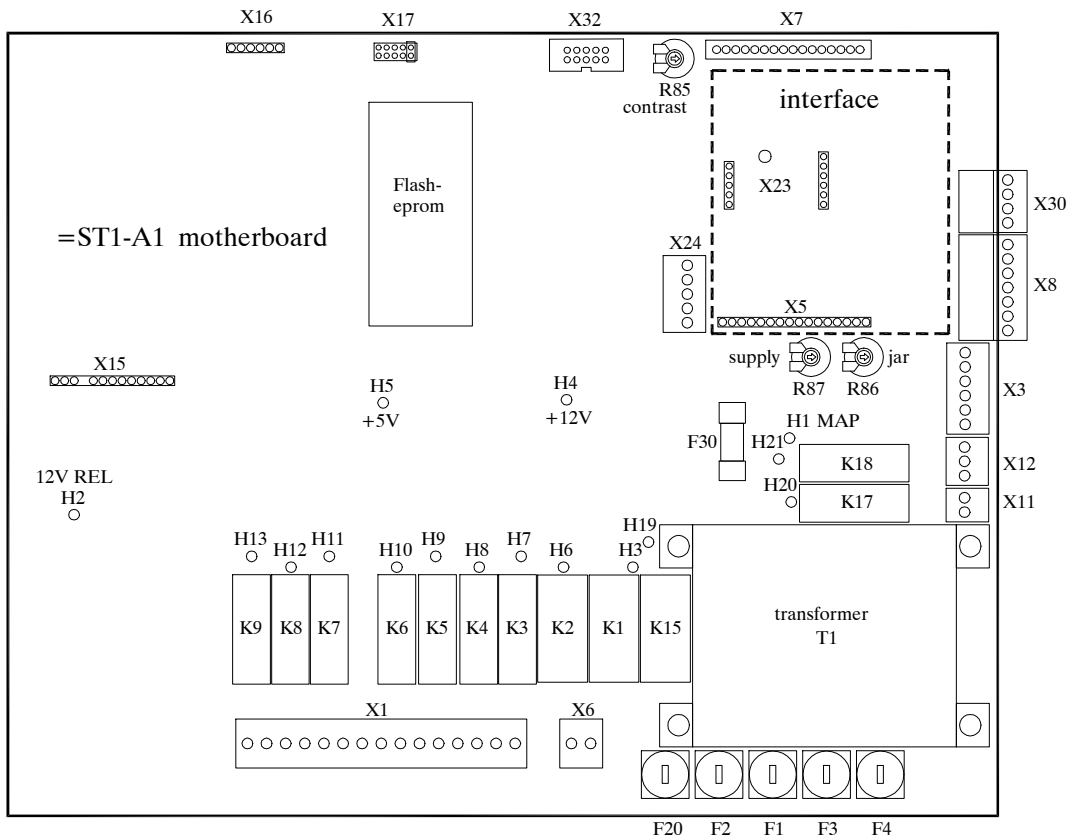


				TAP5-SM2-**-F1 with relay interface	Förster Technik GmbH	Zeichnungs-Nr. PL10081	Blatt 7
						Versions-Nr. a.1	
					gezeichnet Datum 30.08.2001	Gültig ab: 30.08.2001	von 10 Blätter
Änderung	Ind.	Datum	Name		Name jr	Gültig bis:	

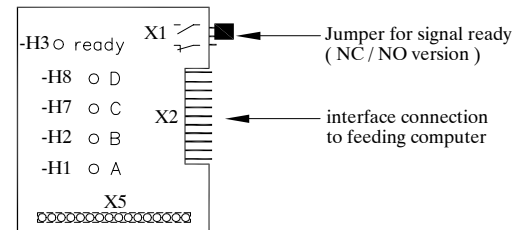


* not available on each feeding computer (see user ´s manual)

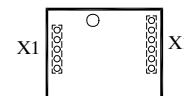
				TAP5-SM2-**-F1 with relay interface		Förster Technik GmbH		Zeichnungs-Nr. PL10081		Blatt 8	
								Versions-Nr. a.1			
Änderung				Ind. Datum Name		gezeichnet		Datum 30.08.2001		Gültig ab: 30.08.2001	
						Name jr		Gültig bis:		von 10 Blätter	



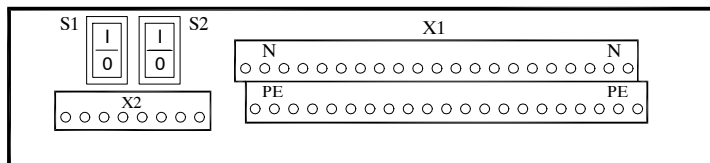
=ST1-A1-A1 relay-interface



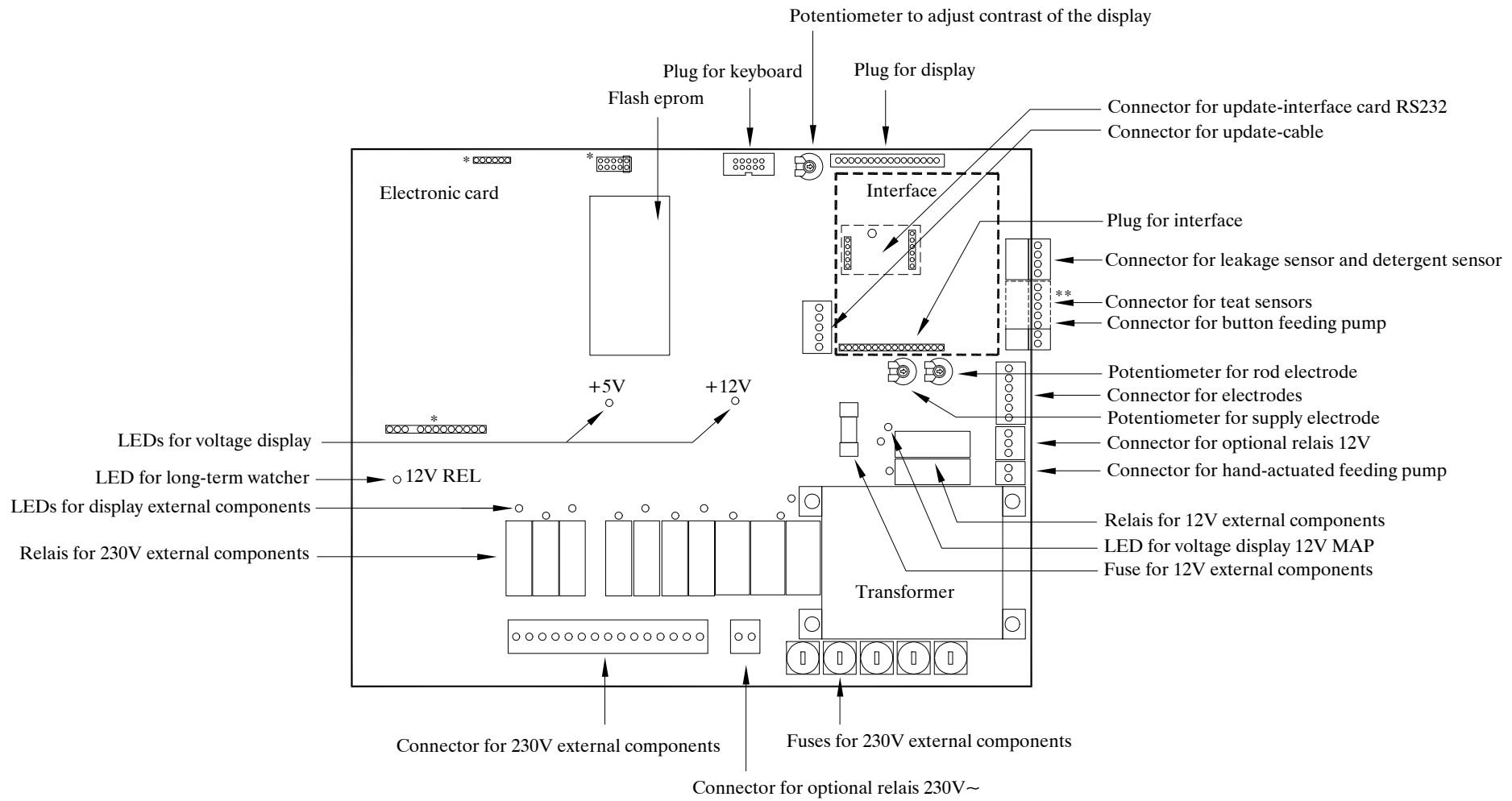
=ST1-A1-A2 interface card RS232 for update



switch on/off powder outlet heating switch on/off heating cable for frost protection
 =ST1-A2 distribution board



TAP5-SM2-**-F1 with relay interface				Förster Technik GmbH		Zeichnungs-Nr. PL10081		Blatt 9	
				gezeichnet		Datum 30.08.2001		Versions-Nr. a.1	
Änderung				Name jr		Gültig ab: 30.08.2001		Gültig bis:	
Ind.	Datum	Name							



* Plug for check
 ** depending on the model

				TAP5-SM2-**-F1 with relay interface	Förster Technik GmbH	Zeichnungs-Nr. PL10081	Blatt 10
					gezeichnet	Versions-Nr. a.1	
					Datum 30.08.2001	Gültig ab: 30.08.2001	von 10 Blätter
Änderung	Ind.	Datum	Name		Name jr	Gültig bis:	