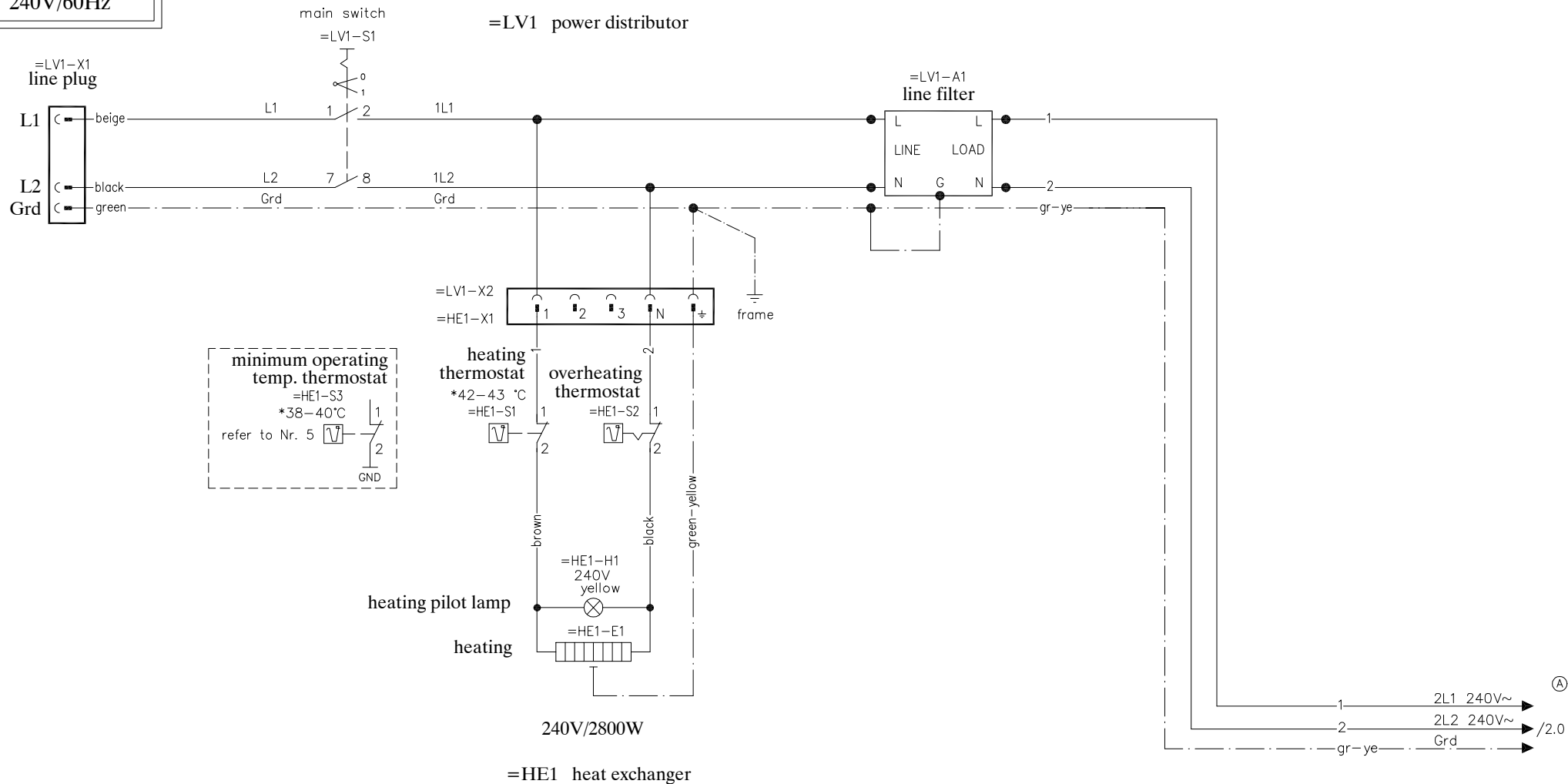
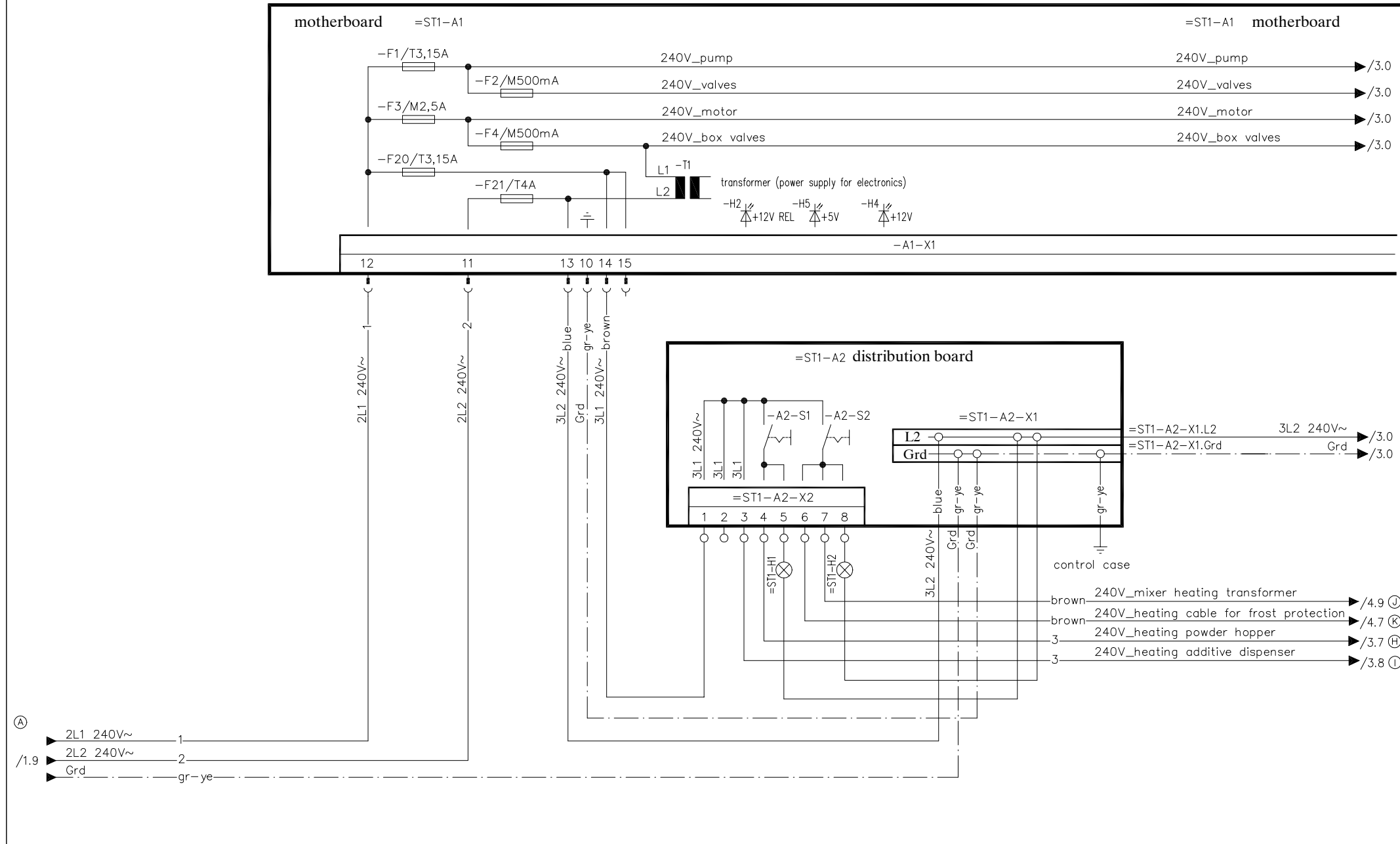


mains connection
240V/60Hz



* approximate values for temperature settings

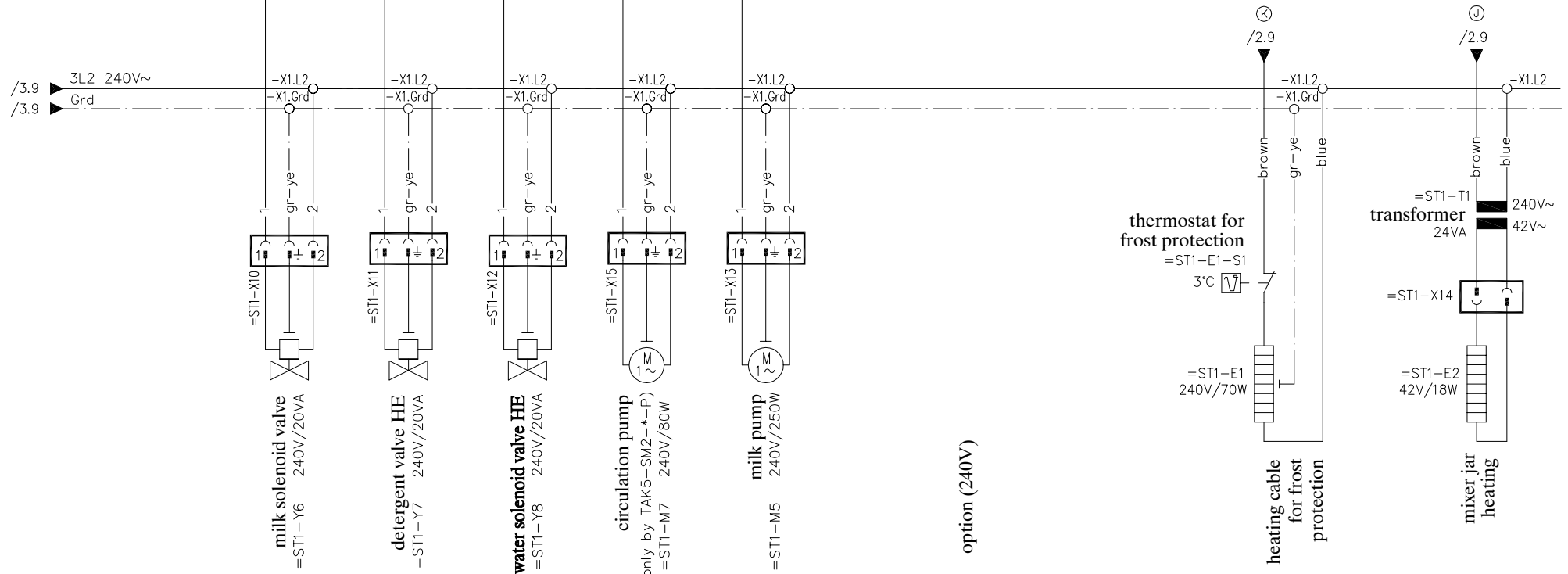
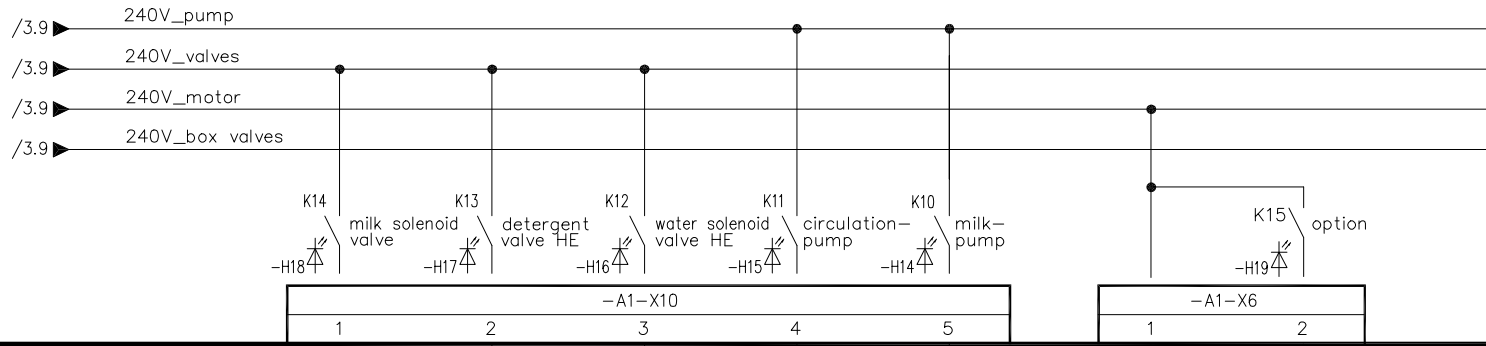
				TAK5-SM2-28-P1 with relay interface USA / Canada	Förster Technik GmbH	Zeichnungs-Nr. PL10111	Blatt 1
					gezeichnet	Versions-Nr. a	von 9 Blätter
Änderung	Ind.	Datum	Name		Datum 06.11.2001	Gültig ab: 06.11.2001	
					Name jr	Gültig bis:	



Ⓐ
 2L1 240V~ 1
 2L2 240V~ 2
 Grd gr-ye

TAK5-SM2-28-P1 with relay interface USA / Canada				Förster Technik GmbH		Zeichnungs-Nr. PL10111		Blatt 2	
				gezeichnet		Datum 06.11.2001		Versions-Nr. a	
Änderung				Name jr		Gültig ab: 06.11.2001		Gültig bis:	

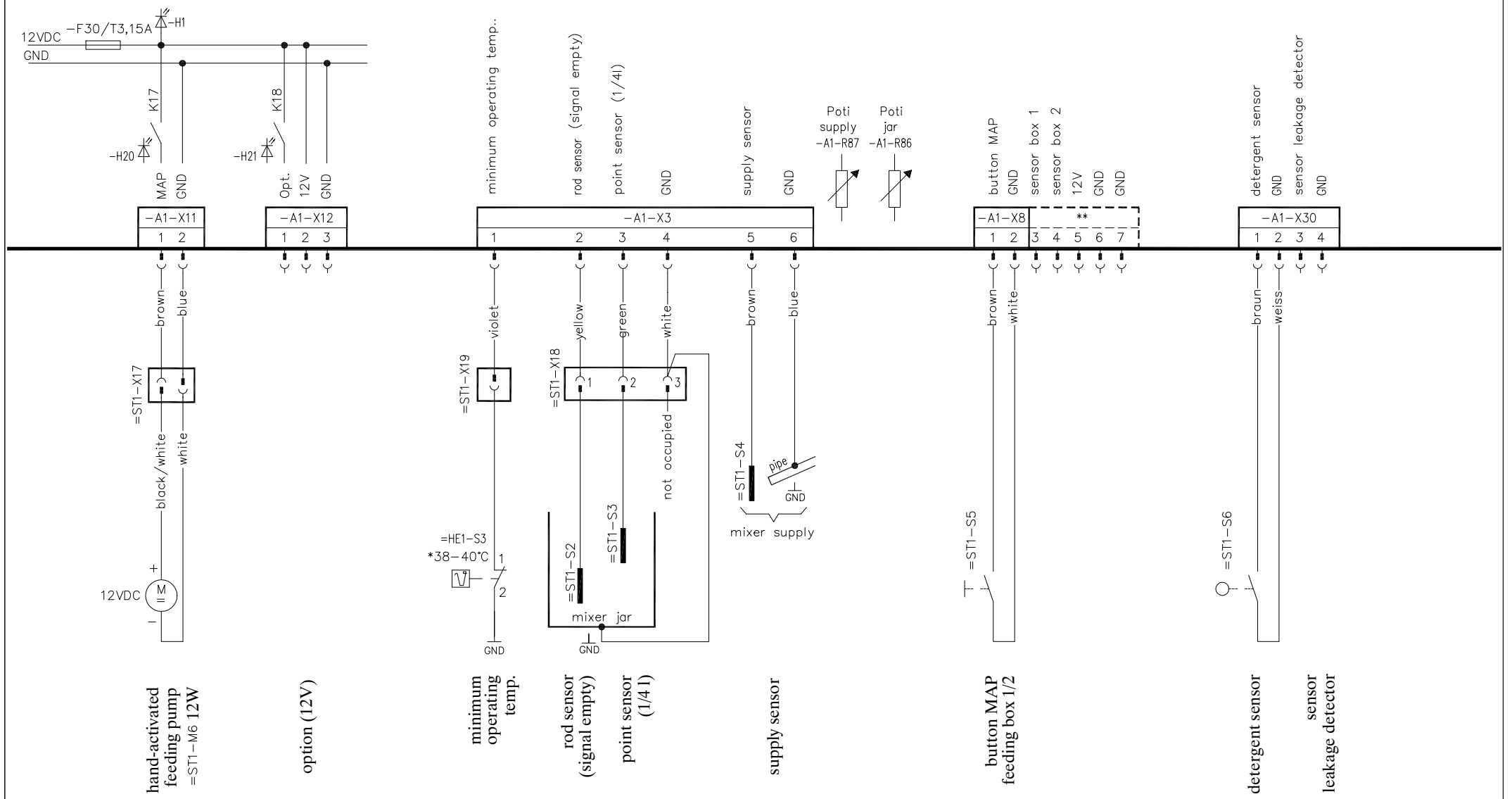
=ST1-A1 motherboard



				TAK5-SM2-28-P1 with relay interface USA / Canada	Förster Technik GmbH	Zeichnungs-Nr. PL10111	Blatt 4
					gezeichnet	Versions-Nr. a	von 9 Blätter
Änderung	Ind.	Datum	Name		Datum 06.11.2001	Gültig ab: 06.11.2001	
					Name jr	Gültig bis:	

=ST1-A1 motherboard

=ST1-A1 motherboard

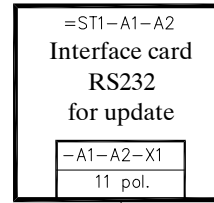


* approximate values for temperature settings
 ** only to exportation

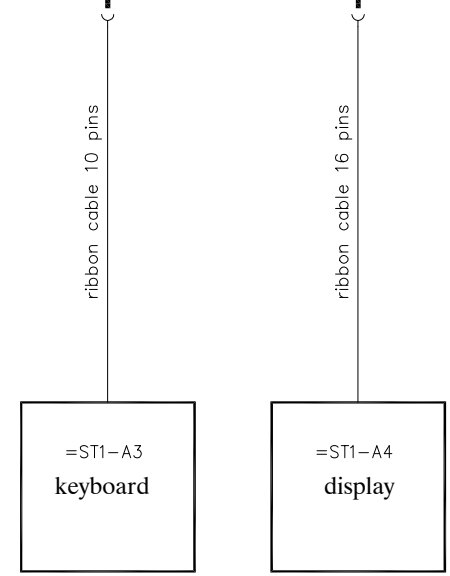
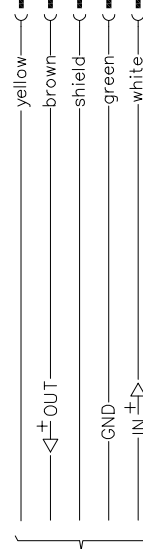
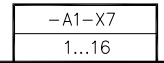
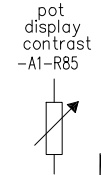
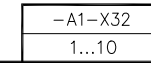
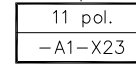
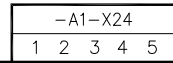
				TAK5-SM2-28-P1 with relay interface USA / Canada		Förster Technik GmbH		Zeichnungs-Nr. PL10111		Blatt 5	
						gezeichnet		Datum 06.11.2001		Versions-Nr. a	
Änderung				Ind.		Datum		Name		Gültig ab: 06.11.2001	
						Name jr		Gültig bis:			

=ST1-A1 motherboard

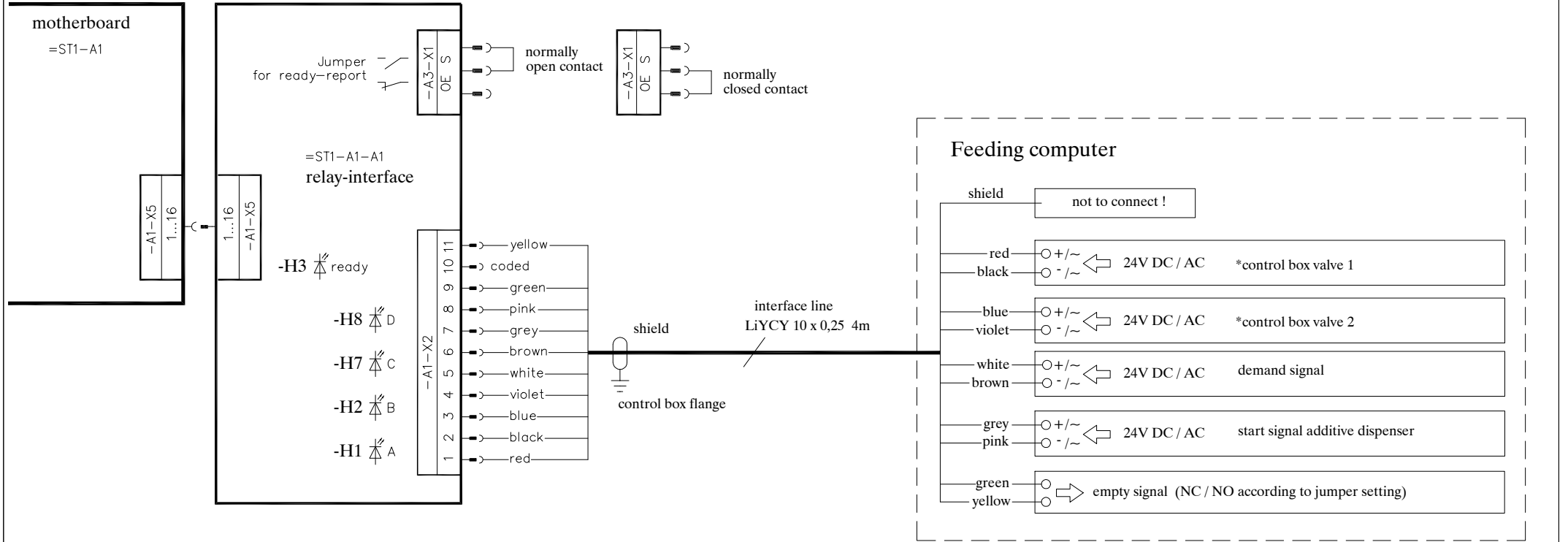
=ST1-A1 motherboard



Interface RS232
for update

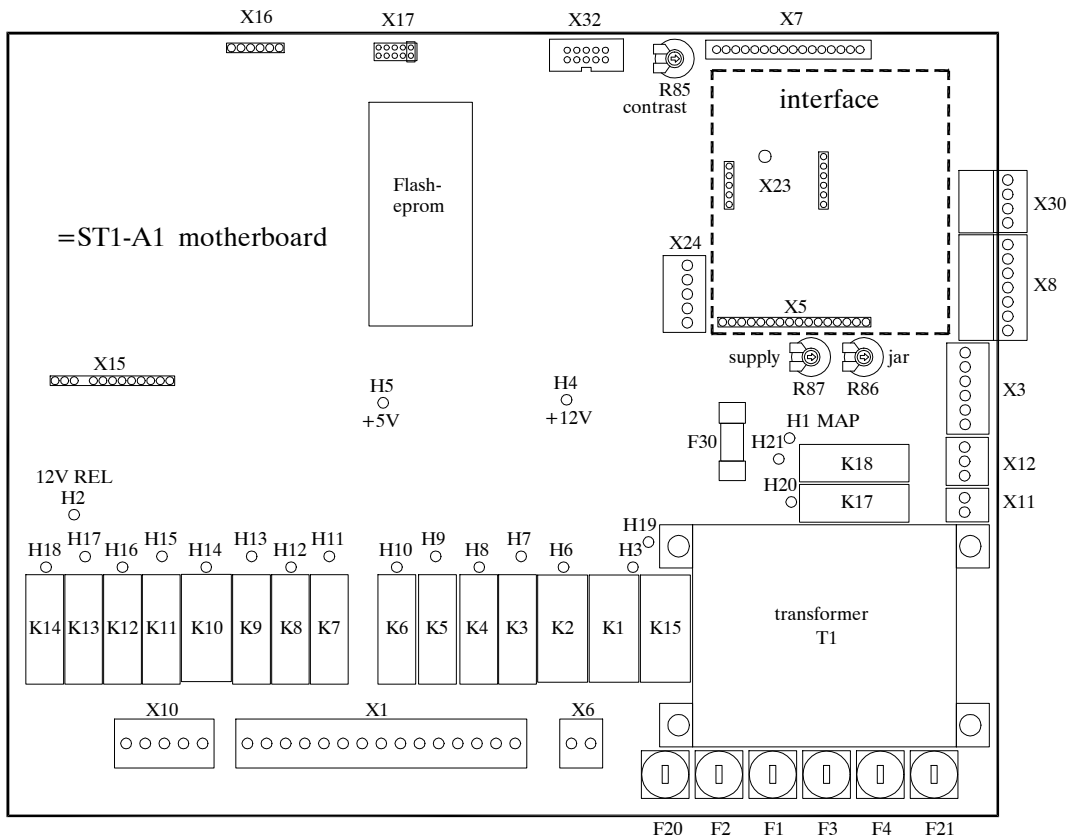


				TAK5-SM2-28-P1 with relay interface USA / Canada	Förster Technik GmbH	Zeichnungs-Nr. PL10111	Blatt 6
						gezeichnet	
Änderung	Ind.	Datum	Name		Datum 06.11.2001 Name jr	Gültig ab: 06.11.2001 Gültig bis:	von 9 Blätter

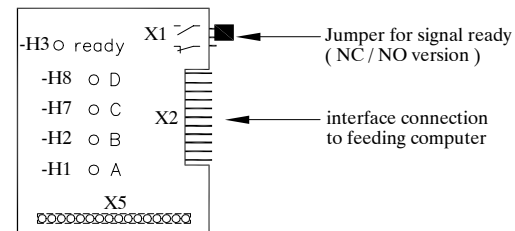


* not available on each feeding computer (see user ´s manual)

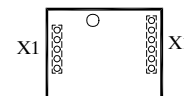
				TAK5-SM2-28-P1 with relay interface USA / Canada	Förster Technik GmbH	Zeichnungs-Nr. PL10111	Blatt 7
						Versions-Nr. a	
Änderung	Ind.	Datum	Name		gezeichnet Datum 06.11.2001	Gültig ab: 06.11.2001	von 9 Blätter
					Name jr	Gültig bis:	



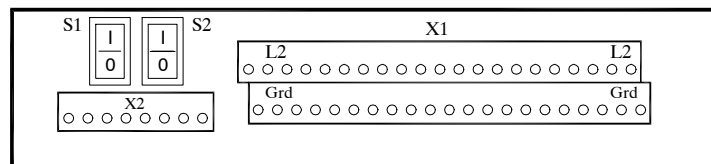
=ST1-A1-A1 relay-interface



=ST1-A1-A2 interface card RS232 for update



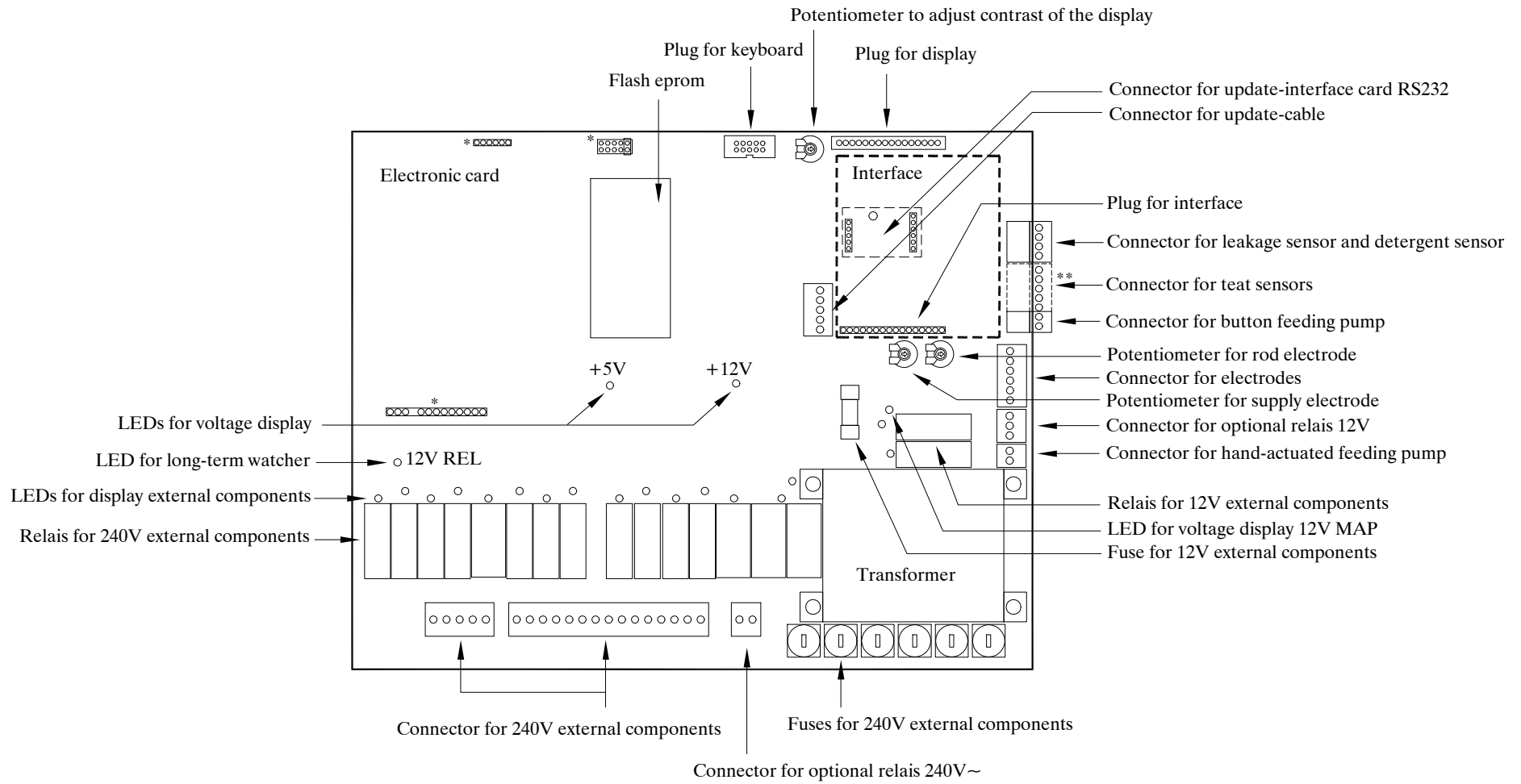
switch on/off powder outlet heating switch on/off heating cable for frost protection
 =ST1-A2 distribution board



TAK5-SM2-28-P1
 with relay interface
 USA / Canada

Förster Technik GmbH	Zeichnungs-Nr.	PL10111	Blatt 8
	Versions-Nr.	a	
gezeichnet	Datum	06.11.2001	von 9 Blätter
	Name	jr	

Änderung	Ind.	Datum	Name
----------	------	-------	------



* Plug for check
 ** depending on the model

				TAK5-SM2-28-P1 with relay interface USA / Canada	Förster Technik GmbH	Zeichnungs-Nr. PL10111	Blatt 9
					gezeichnet	Datum 06.11.2001 Name jr	Gültig ab: 06.11.2001 Gültig bis:
Änderung	Ind.	Datum	Name			Version-Nr. a	von 9 Blätter