

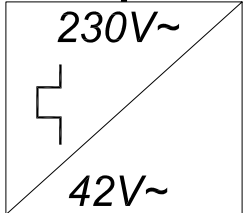
Attention!

Always connect the transformer for this type of mixer heating to continuous phase 230V!
(Mixer heating with integrated temperature switch)

This indication takes priority if the terminal assignment deviates from the wiring diagram of the machine!

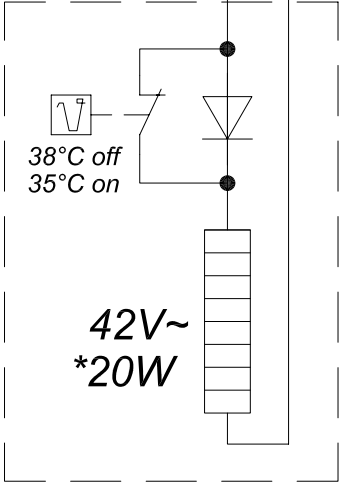
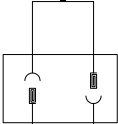
If necessary, ask for the updated wiring diagram of the machine.

Transformer for mixer heating
42V~/24VA



Note:

The transformer is protected by a thermal contact !
After triggering the thermal contact switches on only after the transformer has been currentless for several minutes (Switch the machine on and off).



Mixer jar heating
with integrated temperature switch

geändert:	Blatt	1 / 1
	Zeichnungs-Nr.:	001
	erstellt:	25.10.2005 jr
	bearbeitet:	25.10.2005 jr
	Artikel-Nr.	
	Ersatz für:	
	gültig ab:	
	gültig bis:	

* Heating capacity 10 W with open temperature switch